


IDmove v4 on Infineon
In EAC with PACE configuration
With AA in option
Public Security Target



About IDEMIA

OT-Morpho is now IDEMIA, the global leader in trusted identities for an increasingly digital world, with the ambition to empower citizens and consumers alike to interact, pay, connect, travel and vote in ways that are now possible in a connected environment.

Securing our identity has become mission critical in the world we live in today. By standing for Augmented Identity, we reinvent the way we think, produce, use and protect this asset, whether for individuals or for objects. We ensure privacy and trust as well as guarantee secure, authenticated and verifiable transactions for international clients from Financial, Telecom, Identity, Security and IoT sectors.

With close to €3bn in revenues, IDEMIA is the result of the merger between OT (Oberthur Technologies) and Safran Identity & Security (Morpho). This new company counts 14,000 employees of more than 80 nationalities and serves clients in 180 countries.

| For more information, visit www.idemia.com / Follow @IdemiaGroup on Twitter

© IDEMIA. All rights reserved.

Specifications and information are subject to change without notice.



The products described in this document are subject to continuous development and improvement.

All trademarks and service marks referred to herein, whether registered or not in specific countries, are the properties of their respective owners.

- Printed versions of this document are uncontrolled -



APPROVAL

Name	Position	Date - Signature
CRON-SILVY, Julien	Author	 Approuver FQR 110 9127 Issue 2 par Julien CRON-SILVY le 15-07-2019.msg
BOUDINEAU, Jérôme	Product Manager	 Approuver FQR 110 9127 Issue 2 par Jerome BOUDINEAU le 18-07-2019.msg

DOCUMENT REVISION

Date	Revision	Modification	Modified by
2019/03/21	0.1	Creation	CRON-SILVY Julien
2019/03/25	0.2	Add SFR rationales	CRON-SILVY Julien
2019/03/26	1	Approve Issue 1 of the document	CRON-SILVY Julien
2019/05/24	1.1	§2.1.2: Update OS Commercial Version to 090804 and OS Unique Identifier to 3C1D. §10: Update [IC_ST] reference	CRON-SILVY Julien
2019/06/20	1.2	§10: Update [TR_03111], [IC_ST], [IC_CERT] & [IC_PPM] references §10: Add [ISO9796_2] §7.1.2.3: Update FCS_COP.1.1/SIG_GEN referenced standards	CRON-SILVY Julien
2019/07/18	2	Approve Issue 2 of the document	CRON-SILVY Julien



TABLE OF CONTENT

1	GENERAL	14
1.1	Introduction.....	14
1.2	Product overview	14
2	ST INTRODUCTION	15
2.1	ST reference and TOE reference.....	15
2.1.1	ST reference	15
2.1.2	TOE reference.....	15
2.1.3	IC identification.....	15
2.1.4	TOE Delivered Parts.....	16
2.2	TOE overview.....	17
2.2.1	Usage and major security features of the TOE	17
2.2.2	TOE type	20
2.2.3	TOE life cycle	21
2.2.3.1	Life cycle overview.....	21
2.2.3.2	Life cycle phases	23
2.2.4	Required non-TOE hardware/Software/firmware	25
2.3	TOE description.....	26
2.3.1	TOE Architecture.....	26
2.3.2	Integrated Circuit.....	27
2.3.3	Low layer	28
2.3.3.1	IDEMIA Basic Input/Output System (BIOS).....	28
2.3.3.2	IDEMIA Cryptographic library (Crypto)	28
2.3.4	Platform layer.....	28
2.3.4.1	Services	28
2.3.5	Authentication Protocols	29
2.3.5.1	Terminal Authentication (TA).....	29
2.3.5.2	Chip Authentication (CA).....	29
2.3.5.3	Password Authenticated Connection Establishment (PACE v2).....	29
2.3.5.4	Active Authentication (AA)	29
2.3.6	Application layer	31
2.3.6.1	Start-Up and Applications Manager (Boot)	31
2.3.6.2	Application Creation Engine (ACRE).....	31
2.3.6.3	Resident Application (RA).....	31



- 2.3.6.4 Machine Readable Travel Document (MRTD)..... 31
- 2.3.7 Other features 31
 - 2.3.7.1 Automatic BAC phasing out 31
 - 2.3.7.2 Enhanced protection over Sensitive biometric data reading 31
 - 2.3.7.3 Automatic DES SM phasing out 32
- 3 CONFORMANCE CLAIMS33**
 - 3.1 Common Criteria conformance 33**
 - 3.2 Protection Profile conformance 34**
 - 3.2.1 Overview..... 34
 - 3.2.2 Assumptions..... 34
 - 3.2.3 Threats 35
 - 3.2.4 Organisational Security Policies 35
 - 3.2.5 Security Objectives..... 36
 - 3.3 CC conformance and usage in real life 37**
- 4 SECURITY PROBLEM DEFINITION38**
 - 4.1 Assets..... 38**
 - 4.1.1 Overview..... 38
 - 4.1.2 Biometric Data..... 38
 - 4.1.3 Authenticity of the MRTD’s chip 38
 - 4.1.4 User data stored on the TOE..... 39
 - 4.1.4.1 Personal Data 39
 - 4.1.4.2 EF.COM..... 39
 - 4.1.5 User data transferred between the TOE and the terminal connected 39
 - 4.1.6 MRTD tracing data 39
 - 4.1.7 Accessibility to the TOE functions and data only for authorised subjects 39
 - 4.1.8 Genuineness of the TOE..... 39
 - 4.1.9 TOE intrinsic secret cryptographic keys..... 39
 - 4.1.9.1 Chip Authentication Private Key (CA_SK) 39
 - 4.1.9.2 Active Authentication Private Key (AA_SK)..... 39
 - 4.1.9.3 Secure Messaging session keys (Session_K)..... 40
 - 4.1.9.4 PACE session keys (PACE-Kmac, PACE-Kenc) 40
 - 4.1.9.5 Ephemeral private key PACE (ephem-Skpicc-PACE)..... 40
 - 4.1.10 TOE intrinsic non secret cryptographic material..... 40
 - 4.1.10.1 EF.SOD..... 40
 - 4.1.10.2 Chip Authentication Public Key (CA_PK)..... 40



- 4.1.10.3 Active Authentication Public Key (AA_PK) 40
- 4.1.11 MRTD communication establishment authorisation data 40
 - 4.1.11.1 PACE password (PACE_PWD) 40
- 4.1.12 CPLC 40
- 4.1.13 TOE_ID 41
- 4.1.14 Pre-personalization Agent keys (Pre-perso_K) 41
- 4.1.15 Personalization Agent keys (Perso_K) 41
- 4.1.16 TOE Life Cycle State (LCS) 41
- 4.1.17 Configuration Data 41
- 4.1.18 Updatable Data 41
- 4.1.19 Additional Code 41
- 4.1.20 Load Secure Key (LSK) and Diversified LSK (DIV_LSK) 41
- 4.2 Subjects 42**
 - 4.2.1 Overview 42
 - 4.2.2 MRTD holder 42
 - 4.2.3 Traveler 42
 - 4.2.4 Basic Inspection System with PACE (BIS-PACE) 42
 - 4.2.5 Document Signer (DS) 42
 - 4.2.6 Country Signing Certification Authority (CSCA) 43
 - 4.2.7 Personalization Agent 43
 - 4.2.8 IC manufacturer 43
 - 4.2.9 MRTD packaging responsible 43
 - 4.2.10 Embedded software loading responsible 43
 - 4.2.11 Pre-personalization Agent 43
 - 4.2.12 Country Verifying Certification Authority 43
 - 4.2.13 Document Verifier 44
 - 4.2.14 Terminal 44
 - 4.2.15 Inspection system (IS) 44
 - 4.2.16 Attacker 44
- 4.3 Assumptions 45**
 - 4.3.1 **A.Insp_Sys** “*Inspection Systems for global interoperability*” 45
 - 4.3.2 **A.Auth_PKI** “*PKI for Inspection Systems*” 45
 - 4.3.3 **A.Passive_Auth** “*PKI for Passive Authentication*” 45
 - 4.3.4 **A.Insp_Sys_Chip_Auth** “*Inspection Systems for global interoperability on chip authenticity*” 45



4.3.5	A.MRTD_Manufact “MRTD manufacturing on steps 4 to 6”	46
4.3.6	A.MRTD_Delivery “MRTD delivery during steps 4 to 6”	46
4.4	Threats	47
4.4.1	T.Read_Sensitive_Data “Read the sensitive biometric reference data”	47
4.4.2	T.Counterfeit “Counterfeit of travel document chip data”	47
4.4.3	T.Skimming “Skimming travel document / Capturing Card-Terminal Communication”	47
4.4.4	T.Eavesdropping “Eavesdropping on the communication between the TOE and the PACE terminal”	48
4.4.5	T.Tracing “Tracing travel document”	48
4.4.6	T.Forgery “Forgery of Data”	48
4.4.7	T.Abuse-Func “Abuse of Functionality”	48
4.4.8	T.Information_Leakage “Information Leakage from travel document”	49
4.4.9	T.Phys-Tamper “Physical Tampering”	49
4.4.10	T.Malfunction “Malfunction due to Environmental Stress”	50
4.4.11	T.Configuration “Tampering attempt of the TOE during preparation”	50
4.4.12	T.Forgery_Supplemental_Data “Forgery of supplemental data stored in the TOE”	50
4.4.13	T.BAC_breaking “BAC protocol is broken”	50
4.4.14	T.Unauthorized_Load	51
4.4.15	T.Bad_Activation	51
4.4.16	T.DES_Session_Key_Uncovery “DES session keys are uncovered”	51
4.5	Organisational Security Policies	52
4.5.1	P.Sensitive_Data “Privacy of sensitive biometric reference data”	52
4.5.2	P.Personalisation “Personalisation of the travel document by issuing State or Organisation only”	52
4.5.3	P.Pre-Operational “Pre-operational handling of the travel document”	52
4.5.4	P.Card_PKI “PKI for Passive Authentication (issuing branch)”	52
4.5.5	P.Trustworthy_PKI “Trustworthiness of PKI”	53
4.5.6	P.Manufact “Manufacturing of the travel document’s chip”	53
4.5.7	P.Terminal “Abilities and trustworthiness of terminals”	53
5	SECURITY OBJECTIVES	54
5.1	Security objectives for the TOE	54
5.1.1	OT.Sens_Data_Conf “Confidentiality of sensitive biometric reference data”	54
5.1.2	OT.Chip_Auth_Proof “Proof of the travel document’s chip authenticity”	54
5.1.3	OT.Data_Integrity “Integrity of Data”	54



5.1.4	OT.Data_Authenticity “Authenticity of Data”	54
5.1.5	OT.Data_Confidentiality “Confidentiality of Data”	55
5.1.6	OT.Tracing “Tracing travel document”	55
5.1.7	OT.Prot_Abuse-Func “Protection against Abuse of Functionality”	55
5.1.8	OT.Prot_Inf_Leak “Protection against Information Leakage”	55
5.1.9	OT.Prot_Phys-Tamper “Protection against Physical Tampering”	55
5.1.10	OT.Prot_Malfunction “Protection against Malfunctions”	56
5.1.11	OT.Identification “Identification of the TOE”	56
5.1.12	OT.AC_Pers “Access Control for Personalisation of logical MRTD”	56
5.1.13	OT.Configuration “Protection of the TOE preparation”	56
5.1.14	OT.Update_File “Modification of file in Operational Use Phase”	56
5.1.15	OT.BAC_Expiration “Automatic deactivation of BAC protocol”	56
5.1.16	OT.AC_SM_Level “Access control to sensitive biometric reference data according to SM level”	56
5.1.17	OT.Secure_Load_ACode “Secure loading of the Additional Code”	56
5.1.18	OT.Secure_AC_Activation “Secure activation of the Additional Code”	57
5.1.19	OT.TOE_Identification “Secure identification of the TOE”	57
5.1.20	OT.DES_SM_Expiration “Automatic deactivation of DES-based secure messaging”	57
5.2	Security objectives for the operational environment	57
5.2.1	Issuing State or Organisation	57
5.2.1.1	OE.Auth_Key_Travel_Document “Travel document Authentication Key”	57
5.2.1.2	OE.Authoriz_Sens_Data “Authorization for Use of Sensitive Biometric Reference Data” ..	57
5.2.1.3	OE.MRTD_Manufact “Protection of the MRTD Manufacturing”	58
5.2.1.4	OE.MRTD_Delivery “Protection of the MRTD delivery”	58
5.2.2	Receiving State or Organisation	58
5.2.2.1	OE.Exam_Travel_Document “Examination of the physical part of the travel document” .	59
5.2.2.2	OE.Prot_Logical_Travel_Document “Protection of data from the logical travel document”	59
5.2.2.3	OE.Ext_Insp_Systems “Authorization of Extended Inspection Systems”	59
5.2.2.4	OE.Exam_Chip_Auth “Examination of the chip authenticity”	59
5.2.3	Traveler document Issuer as general responsible	59
5.2.3.1	OE.Legislative_Compliance “Issuing of the travel document”	59
5.2.4	Traveler document Issuer and CVCA : travel document’s PKI (issuing) branch.....	60
5.2.4.1	OE.Passive_Auth_Sign “Authentication of travel document by Signature”	60
5.2.4.2	OE.Personalisation “Personalisation of travel document”	60
5.2.5	Terminal operator : Terminal’s receiving branch	60
5.2.5.1	OE.Terminal “Terminal operating”	60

- 5.2.6 Travel document holder Obligations..... 61
 - 5.2.6.1 OE.Travel_Document_Holder “Travel document holder Obligations” 61
- 5.3 Security objectives rationale 62**
 - 5.3.1 Introduction 62
 - 5.3.2 Rationales for Assumptions 63
 - 5.3.2.1 A.Insp_Sys..... 63
 - 5.3.2.2 A.Insp_Sys_Chip_Auth 63
 - 5.3.2.3 A.Auth_PKI..... 63
 - 5.3.2.4 A.Passive_Auth..... 63
 - 5.3.2.5 A.MRTD_Manufact 64
 - 5.3.2.6 A.MRTD_Delivery..... 64
 - 5.3.3 Rationales for Threats..... 64
 - 5.3.3.1 T.Read_Sensitive_Data..... 64
 - 5.3.3.2 T.Counterfeit..... 64
 - 5.3.3.3 T.Skimming 64
 - 5.3.3.4 T.Eavesdropping 65
 - 5.3.3.5 T.Tracing 65
 - 5.3.3.6 T.Abuse-Func..... 65
 - 5.3.3.7 T.Information_Leakage, T.Phys-Tamper and T.Malfunction 65
 - 5.3.3.8 T.Forgery..... 65
 - 5.3.3.9 T.Configuration..... 66
 - 5.3.3.10 T.Forgery_Supplemental_Data 66
 - 5.3.3.11 T.BAC_breaking 66
 - 5.3.3.12 T.Unauthorized_Load 66
 - 5.3.3.13 T.Bad_Activation 66
 - 5.3.3.14 T.DES_Session_Key_Uncovery 66
 - 5.3.4 Rationales for Organisational Security Policies..... 67
 - 5.3.4.1 P.Sensitive_Data..... 67
 - 5.3.4.2 P.Personalisation 67
 - 5.3.4.3 P.Manufact 67
 - 5.3.4.4 P.PRE-Operational 67
 - 5.3.4.5 P.Terminal..... 67
 - 5.3.4.6 P.Card_PKI 67
 - 5.3.4.7 P.Trustworthy_PKI 67
- 6 EXTENDED COMPONENTS DEFINITION.....68**
 - 6.1 Extended components definition 68**
 - 6.1.1 Definition of the Family FAU_SAS..... 68



6.1.2	Definition of the Family FCS_RND	69
6.1.3	Definition of the Family FMT_LIM	70
6.1.4	Definition of the Family FPT_EMS	71
6.1.5	Definition of the Family FIA_API.....	72
7	SECURITY REQUIREMENTS	73
7.1	Security functional requirements.....	73
7.1.1	Class FAU “Security Audit”	76
7.1.1.1	FAU_SAS.1 “Audit Storage”	76
7.1.2	Class FCS “Cryptographic Support”	76
7.1.2.1	FCS_CKM.1 “Cryptographic key generation”	76
7.1.2.2	FCS_CKM.4 “Cryptographic key destruction”	77
7.1.2.3	FCS_COP.1 “Cryptographic operation”	77
7.1.2.4	FCS_RND.1 “Quality metric for random numbers”	79
7.1.3	Class FIA “Identification and Authentication”	81
7.1.3.1	FIA_UID.1 “Timing of identification”	81
7.1.3.2	FIA_UAU.1 “Timing of authentication”	81
7.1.3.3	FIA_UAU.4 “Single-use authentication mechanisms”	83
7.1.3.4	FIA_UAU.5 “Multiple authentication mechanisms”	83
7.1.3.5	FIA_UAU.6 “Re-authenticating”	84
7.1.3.6	FIA_AFL.1 “Authentication failure handling”	85
7.1.3.7	FIA_API.1 “Authentication Proof of Identity”	85
7.1.4	Class FDP “User Data Protection”	86
7.1.4.1	FDP_ACC.1 “Subset access control”	86
7.1.4.2	FDP_ACF.1 “Basic Security attribute based access control”	86
7.1.4.3	FDP_RIP.1 “Subset residual information protection”	89
7.1.4.4	FDP_UCT.1 “Basic data exchange confidentiality”	89
7.1.4.5	FDP_UIT.1 “Data exchange integrity”	90
7.1.4.6	FDP_ITC.1 “Import of user data without security attributes”	90
7.1.5	Class FMT “Security Management”.....	91
7.1.5.1	FMT_MOF “Management of functions in TSF”	91
7.1.5.2	FMT_SMF.1 “Specification of Management Functions”	92
7.1.5.3	FMT_SMR.1 “Security roles”	92
7.1.5.4	FMT_LIM.1 “Limited capabilities”	92
7.1.5.5	FMT_LIM.2 “Limited availability”	93
7.1.5.6	FMT_MTD.1 “Management of TSF data”	93
7.1.5.7	FMT_MTD.3 “Secure TSF data”	95



7.1.6	Class FPT “Protection of the Security Functions”	97
7.1.6.1	FPT_EMS.1 “TOE Emanation”	97
7.1.6.2	FPT_FLS.1 “Failure with preservation of secure state”	97
7.1.6.3	FPT_TST.1 “TSF testing”	98
7.1.6.4	FPT_PHP.3 “Resistance to physical attack”	98
7.1.7	Class FTP “Trusted path/channels”	98
7.1.7.1	FTP_ITC.1 “Inter-TSF trusted channel”	98
7.2	Security assurance requirements	100
7.2.1	EAL rationale	100
7.2.2	EAL augmentation rationale	100
7.2.2.1	ALC_DVS.2 “Sufficiency of security measures”	100
7.2.2.2	AVA_VAN.5 “Advanced methodical vulnerability analysis”	100
7.2.3	Dependencies	100
7.3	Security requirements rationale	102
7.3.1	Security Functional Requirements Rationale	102
7.3.1.1	Overview	102
7.3.1.2	OT.Sens_Data_Conf	107
7.3.1.3	OT.Chip_Auth_Proof	107
7.3.1.4	OT.Data_Integrity	107
7.3.1.5	OT.Data_Authenticity	108
7.3.1.6	OT.Data_Confidentiality	108
7.3.1.7	OT.Tracing	109
7.3.1.8	OT.Prot_Abuse-Func	109
7.3.1.9	OT.Prot_Inf_Leak	109
7.3.1.10	OT.Prot_Phys-Tamper	109
7.3.1.11	OT.Prot_Malfunction	109
7.3.1.12	OT.Identification	109
7.3.1.13	OT.AC_Pers	110
7.3.1.14	OT.Configuration	110
7.3.1.15	OT.Update_File	111
7.3.1.16	OT.BAC_Expiration	112
7.3.1.17	OT.AC_SM_Level	112
7.3.1.18	OT.Secure_Load_ACode	112
7.3.1.19	OT.Secure_AC_Activation	112
7.3.1.20	OT.TOE_Identification	112
7.3.1.21	OT.DES_SM_Expiration	113
7.3.2	Dependency Rationale	114



	7.3.2.1 Overview	114
	7.3.2.2 Rationale for the exclusion of dependencies	117
8	TOE SUMMARY SPECIFICATION	118
	8.1 TOE summary specification	118
	8.1.1 Overview.....	118
	8.1.2 Access Control in Reading	118
	8.1.3 Access Control in Writing	119
	8.1.4 Active Authentication	119
	8.1.5 Extended Access Control.....	119
	8.1.6 PACE.....	119
	8.1.7 MRTD Personalization	119
	8.1.8 Physical Protection	120
	8.1.9 MRTD Pre-personalization.....	120
	8.1.10 Safe State Management.....	120
	8.1.11 Secure Messaging	120
	8.1.12 Self Tests.....	120
	8.2 SFR and TSF	121
9	GLOSSARY AND ACRONYMS.....	123
	9.1 Glossary	123
	9.2 Acronyms	132
10	LITERATURE	133

1 GENERAL

1.1 Introduction

This security target describes the security needs induced by the IDmove v4 on Infineon in EAC with PACE configuration with AA in option product.

The objectives of this Security Target are:

- describe the Target of Evaluation (TOE), its life cycle and to position it in the smart card life cycle,
- describe the security environment of the TOE including the assets to be protected and the threats to be countered by the TOE and by the operational environment during the platform active phases,
- describe the security objectives of the TOE and its supported environment in terms of integrity and confidentiality of sensitive information. It includes protection of the TOE (and its documentation) during the product active phases,
- specify the security requirements including the TOE functional requirements, the TOE assurance requirements and the security requirements for the environment,
- describe the summary of the TOE specification including a description of the security functions and assurance measures that meet the TOE security requirements,
- present evidence that this ST is a complete and cohesive set of requirements that the TOE provides on an effective set of IT security countermeasures within the security environment, and that the TOE summary specification addresses the requirements.

1.2 Product overview

IDmove v4 product is a multi-configuration MRTD product. It provides four configurations, which are:

- IDmove v4 on Infineon in BAC configuration with AA and/or CA in option,
- IDmove v4 on Infineon in EAC configuration with AA in option,
- **IDmove v4 on Infineon in EAC with PACE configuration with AA in option,**
- IDmove v4 on Infineon in PACE configuration with AA and/or CA in option.

IDmove v4 on Infineon Operating System is embedded in the components identified in [IC_ST] manufactured by Infineon.

Mutatis mutandis, the product may also be used as an ISO driving license, compliant to ISO/IEC 18013 or ISO/IEC TR 19446 supporting PACE, AA and CA, as both applications (MRTD and IDL) share the same protocols and data structure organisation.

Therefore, in the rest of the document, the word "MRTD" MAY be understood either as a MRTD in the sense of ICAO, or a driving license compliant to ISO/IEC 18013 or ISO/IEC TR 19446 depending on the targeted usage envisioned by the issuer.

2 ST INTRODUCTION

2.1 ST reference and TOE reference

2.1.1 ST reference

Title	IDmove v4 on Infineon in EAC with PACE configuration with AA in option – Public Security Target
Code	FQR 110 9127
Version	2
Authors	IDEMIA
Publication date	18/07/2019
CC version	3.1 revision 5
EAL	EAL5 augmented with: <ul style="list-style-type: none"> • ALC_DVS.2 • AVA_VAN.5
PP	See [PP_EACwPACE]

Table 1 - ST reference

2.1.2 TOE reference

Developer name	IDEMIA
Product name	IDmove v4 on Infineon
TOE name	IDmove v4 on Infineon in EAC with PACE configuration with AA in option
TOE identification	
Integrated Circuit	See Table 3 - IC identification
Embedded Software	Operating System Commercial Version: 090804 Operation System Unique Identifier: 3C1D
User Guidance documentation	Preparative Documentation: FQR 110 8997 Issue 2 Operational Documentation: FQR 110 8998 Issue 1

Table 2 - TOE reference

2.1.3 IC identification

IC certificates	See [IC_CERT]
IC public Security Target	See [IC_ST]

Table 3 - IC identification

2.1.4 TOE Delivered Parts

Part of the TOE	Format	Delivery Method	Comment
Integrated Circuit	See [IC_ST]		
Embedded Software	Specific file containing APDUs allowing the embedded software loading	Encrypted file in email	The file contains all commands to be used to load the embedded software. These commands are already formatted to ensure the integrity and the confidentiality of the embedded software.
Additional Code	Specific file containing APDUs allowing the additional code loading	Encrypted file in email	The file contains all commands to be used to load the additional code. These commands are already formatted to ensure the integrity and the confidentiality of the additional code.
Final TOE	ID1 cards, wafers, modules, inlays, ecovers, eDatapage or passeports	Secure transport	Customer can ask for rising of the security of the delivery method.
User Guidance Documentation	Personalized pdf	Encrypted file in email	-

Table 4- TOE delivery parts

2.2 TOE overview

2.2.1 Usage and major security features of the TOE

A State or Organisation issues travel documents to be used by the holder for international travel. The traveller presents a travel document to the inspection system to prove his or her identity. The travel document in context of this protection profile contains (i) visual (eye readable) biographical data and portrait of the holder, (ii) a separate data summary (MRZ data) for visual and machine reading using OCR methods in the Machine readable zone (MRZ) and (iii) data elements on the travel document's chip according to LDS in case of contactless machine reading. The authentication of the traveller is based on (i) the possession of a valid travel document personalised for a holder with the claimed identity as given on the biographical data page and (ii) biometrics using the reference data stored in the travel document. The issuing State or Organisation ensures the authenticity of the data of genuine travel documents. The receiving State trusts a genuine travel document of an issuing State or Organisation.

For this protection profile the travel document is viewed as unit of:

- (i) the **physical part of the travel document** in form of paper and/or plastic and chip. It presents visual readable data including (but not limited to) personal data of the travel document holder
 - (a) the biographical data on the biographical data page of the travel document surface,
 - (b) the printed data in the Machine Readable Zone (MRZ) and
 - (c) the printed portrait.
- (ii) the **logical travel document** as data of the travel document holder stored according to the Logical Data Structure as defined in [ICAO_9303] as specified by ICAO on the contact based or contactless integrated circuit. It presents contact based / contactless readable data including (but not limited to) personal data of the travel document holder
 - (a) the digital Machine Readable Zone Data (digital MRZ data, EF.DG1),
 - (b) the digitized portraits (EF.DG2),
 - (c) the biometric reference data of finger(s) (EF.DG3) or iris image(s) (EF.DG4) or both1
 - (d) the other data according to LDS (EF.DG5 to EF.DG16) and
 - (e) the Document Security Object (SOD).

The issuing State or Organisation implements security features of the travel document to maintain the authenticity and integrity of the travel document and their data. The physical part of the travel document and the travel document's chip are identified by the Document Number.

The physical part of the travel document is protected by physical security measures (e.g. watermark, security printing), logical (e.g. authentication keys of the travel document's chip) and organisational security measures (e.g. control of materials, personalisation procedures) [ICAO_9303]. These security measures can include the binding of the travel document's chip to the travel document.

The logical travel document is protected in authenticity and integrity by a digital signature created by the document signer acting for the issuing State or Organisation and the security features of the travel document's chip.

The ICAO defines the baseline security methods Passive Authentication and the optional advanced security methods Basic Access Control to the logical travel document, Active Authentication of the travel document's chip, Extended Access Control to and the Data Encryption of sensitive biometrics as optional security measure in the ICAO Doc 9303 [ICAO_9303], and Password Authenticated Connection Establishment [ICAO_TR_SAC]. The Passive Authentication Mechanism is performed completely and independently of the TOE by the TOE environment.

This protection profile addresses the protection of the logical travel document (i) in integrity by write-only-once access control and by physical means, and (ii) in confidentiality by the Extended Access Control Mechanism. This protection profile addresses the Chip Authentication Version 1 described in [TR_03110] as an alternative to the Active Authentication stated in [ICAO_9303].



If BAC is supported by the TOE, the travel document has to be evaluated and certified separately. This is due to the fact that [PP_BAC] does only consider extended basic attack potential to the Basic Access Control Mechanism (i.e. AVA_VAN.3).

As defined in [ICAO_9303] in §6.1, Active Authentication authenticates the contactless IC by signing a challenge sent by the IFD (inspection system) with a private key known only to the IC. For this purpose the contactless IC contains its own Active Authentication Key pair (KPrAA and KPuAA). A hash representation of Data Group 15 (Public Key (KPuAA) info) is stored in the Document Security Object (SOD) and therefore authenticated by the issuer's digital signature. The corresponding Private Key (KPrAA) is stored in the contactless IC's secure memory. By authenticating the visual MRZ (through the hashed MRZ in the Document Security Object (SOD)) in combination with the challenge response, using the eMRTD's Active Authentication Key Pair (KPrAA and KPuAA), the inspection system verifies that the Document Security Object (SOD) has been read from the genuine contactless IC, stored in the genuine eMRTD.

The confidentiality by Password Authenticated Connection Establishment (PACE) is a mandatory security feature of the TOE. The travel document shall strictly conform to the 'Common Criteria Protection Profile Machine Readable Travel Document using Standard Inspection Procedure with PACE ([PP_PACE]). Note that [PP_PACE] considers high attack potential.

For the PACE protocol according to [ICAO_TR_SAC], the following steps shall be performed:

- (i) the travel document's chip encrypts a nonce with the shared password, derived from the MRZ resp. CAN data and transmits the encrypted nonce together with the domain parameters to the terminal.
- (ii) The terminal recovers the nonce using the shared password, by (physically) reading the MRZ resp. CAN data.
- (iii) The travel document's chip and terminal computer perform a Diffie-Hellmann key agreement together with the ephemeral domain parameters to create a shared secret. Both parties derive the session keys KMAC and KENC from the shared secret.
- (iv) Each party generates an authentication token, sends it to the other party and verifies the received token.

After successful key negotiation, the terminal and the travel document's chip provide private communication (secure messaging) [TR_03110], [ICAO_TR_SAC].

The protection profile requires the TOE to implement the Extended Access Control as defined in [TR_03110]. The Extended Access Control consists of two parts (i) the Chip Authentication Protocol Version 1 and (ii) the Terminal Authentication Protocol Version 1 (v.1). The Chip Authentication Protocol v.1 (i) authenticates the travel document's chip to the inspection system and (ii) establishes secure messaging which is used by Terminal Authentication v.1 to protect the confidentiality and integrity of the sensitive biometric reference data during their transmission from the TOE to the inspection system. Therefore, Terminal Authentication v.1 can only be performed if Chip Authentication v.1 has been successfully executed. The Terminal Authentication Protocol v.1 consists of (i) the authentication of the inspection system as entity authorized by the receiving State or Organisation through the issuing State, and (ii) an access control by the TOE to allow reading the sensitive biometric reference data only to successfully authenticated authorized inspection systems. The issuing State or Organisation authorizes the receiving State by means of certification the authentication public keys of Document Verifiers who create Inspection System Certificates.

Mutatis mutandis, the TOE may also be used as an ISO driving license, compliant to ISO/IEC 18013 or ISO/IEC TR 19446 supporting EAC and AA, as both applications (MRTD and IDL) share the same protocols and data structure organisation. Therefore, in the rest of the document, the word “MRTD” MAY be understood either as a MRTD in the sense of ICAO, or a driving license compliant to ISO/IEC 18013 or ISO/IEC TR 19446 depending on the targeted usage envisioned by the issuer.

The table below indicates how terms and concept present in the current document shall be read when considering the TOE to be an ISO driving license:

MRTD	ISO driving licence
MRTD	IDL
ICAO	ISO/IEC
ICAO 9303	ISO/IEC 18013 or ISO/IEC TR 19446
DG3	DG7
DG4	DG8
DG15	DG13
MRZ	MRZ or SAI (Scanning area identifier)
Traveler	Holder

2.2.2 TOE type

The TOE is the contactless and/or contact integrated circuit chip of machine readable travel documents (MRTD's chip) programmed according to the Logical Data Structure (LDS) and providing the Basic Access Control, the Active Authentication, Password Authenticated Connection Establishment and Extended Access Control according to [ICAO_9303], [ICAO_TR_SAC] and [TR_03110].

The TOE comprises at least:

- the circuitry of the MRTD's chip (the integrated circuit, IC),
- the IC Dedicated Software with the parts IC Dedicated Test Software and IC Dedicated Support Software,
- the IC Embedded Software (operating system),
- the MRTD application,
- the associated guidance documentation.

Note: The antenna and the form factor are not part of the TOE as they do not have any impact on the security.

2.2.3 TOE life cycle

2.2.3.1 Life cycle overview

The following table presents the TOE subjects and the corresponding responsible:

Subject		Responsible
IC developer		Infineon
TOE developer		IDEMIA
Manufacturer	IC manufacturer	Infineon
	MRTD packaging responsible	IDEMIA or another agent
	Embedded software loading responsible	Infineon (only applying for Scheme 1), or IDEMIA (only applying for Scheme 2) or another agent (only applying for Scheme 3)
	Pre-personalization Agent	IDEMIA or another agent
Personalization Agent		IDEMIA or another agent

Table 5 - Roles identification on the life cycle

Several life cycles are available, depending when the Flash Code is loaded and who loads the Flash Code. The following tables present the subjects following TOE life cycle steps in accordance with the standard smart card life cycle [PP_IC], and describe for each of them, (1) the TOE delivery point and (2) the assurance coverage:

Scheme 1, MRTD chip Embedded Software loaded by the IC Manufacturer in step 3:

Phase	Step	Subject	Emb. loading	Sw.	Covered by	Sites	
1 - Development	1	IC developer	x		IC certification	IC certification	
	2	TOE developer	x		ALC R&D sites	Pessac, Colombes and Courbevoie	
2 - Manufacturing	3	IC manufacturer	x		IC certification	IC manufacturer site	
		Embedded software loading responsible	✓				
	TOE delivery point						
	4	MRTD packaging responsible	x			Packaging centre	
	5	Pre-personalization agent	x		AGD_PRE		
3 - Personalization	6	Personalization agent	x		AGD_PRE		
4 - Operational Use	7	End user	x		AGD_OPE		

Table 6 - Subjects identification following life cycle steps – Scheme 1



Scheme 2, MRTD chip Embedded Software loaded by the Flash Loader with the optional Package 1 (See [IC_ST]) in step 4 before TOE delivery point:

Phase	Step	Subject	Emb. loading	Sw.	Covered by	Sites	
1 - Development	1	IC developer	✗		IC certification	IC developer site	
	2	TOE developer	✗		ALC R&D sites	Pessac, Colombes and Courbevoie	
2 - Manufacturing	3	IC manufacturer	✗		IC certification	IC manufacturer site	
	4	MRTD packaging responsible	✗			Packaging centre	
		Embedded software loading responsible	✓		ALC Embedded software loading centre	IDEMIA audited sites	
	TOE delivery point						
	5	Pre-personalization agent	✗		AGD_PRE		
3 - Personalization	6	Personalization agent	✗		AGD_PRE		
4 - Operational Use	7	End user	✗		AGD_OPE		

Table 7 - Subjects identification following life cycle steps – Scheme 2

Scheme 3, MRTD chip Embedded Software loaded by the Flash Loader with optional Package 2 (See [IC_ST]) in step 4 after Part of TOE (Embedded Software) delivery point:

Phase	Step	Subject	Emb. loading	Sw.	Covered by	Sites	
1 - Development	1	IC developer	✗		IC certification	IC developer site	
	2	TOE developer	✗		ALC R&D sites	Pessac, Colombes and Courbevoie	
2 - Manufacturing	3	IC manufacturer	✗		IC certification	IC manufacturer site	
	Part of TOE (Embedded Software) delivery point						
	4	MRTD packaging responsible	✗			Packaging centre	
		Embedded software loading responsible	✓		AGD_PRE	Embedded software loading centre	
	5	Pre-personalization agent	✗		AGD_PRE		
3 - Personalization	6	Personalization agent	✗		AGD_PRE		
4 - Operational Use	7	End user	✗		AGD_OPE		

Table 8 - Subjects identification following life cycle steps – Scheme 3

Regarding schemes 2 and 3, the security of the loading mechanism is ensured by the Flash Loader covered by the IC certificate [IC_CERT].

2.2.3.2 Life cycle phases

The following text was extracted from [PP_PACE]. Due to the previous specified life cycles and to the technology of the IC, some interpretations have to be done by the reader of this ST. The table below indicates how terms shall be read:

Term in [PP_EACwPACE]	Meaning in this ST
Software developer	TOE developer
non-volatile non-programmable memory(ies)	Part of the Flash memory where the Flash Loader and the OS are loaded. This memory is programmable by the IC manufacturer or using the Flash Loader. Once the Flash Loader is blocked, this memory is Read Only Memory
ROM	
non-volatile programmable memory(ies)	Part of the Flash memory where initialization data and user data are written.
EEPROM	

The TOE life cycle is described in terms of the four life cycle phases and subdivided into 7 steps (with respect to the [PP_IC]).

2.2.3.2.1 Phase 1 “Development”

(Step1) The TOE is developed in phase 1. The IC developer develops the integrated circuit, the IC Dedicated Software and the guidance documentation associated with these TOE components.

(Step2) The software developer uses the guidance documentation for the integrated circuit and the guidance documentation for relevant parts of the IC Dedicated Software and develops the IC Embedded Software (operating system), the MRTD application and the guidance documentation associated with these TOE components.

The manufacturing documentation of the IC including the IC Dedicated Software and the Embedded Software in the non-volatile non-programmable memories (ROM) is securely delivered to the IC manufacturer. The IC Embedded Software in the non-volatile programmable memories, the MRTD application and the guidance documentation is securely delivered to the MRTD manufacturer.

Note: If scheme 1 is applied, the Embedded Software in the non-volatile non-programmable memories (ROM) is securely delivered to the IC manufacturer. For details, please refer to ALC and in particular to [ALC_STM]. If scheme 2 or 3 are applied, the Embedded Software in the non-volatile non-programmable memories (ROM) is securely delivered to the MRTD manufacturer. For details, please refer to ALC and in particular to [ALC_SCT]

2.2.3.2.2 Phase 2 “Manufacturing”

(Step3) In a first step the TOE integrated circuit is produced containing the MRTD’s chip Dedicated Software and the parts of the MRTD’s chip Embedded Software in the non-volatile non-programmable memories (ROM). The IC manufacturer writes the IC Identification Data onto the chip to control the IC as MRTD material during the IC manufacturing and the delivery process to the MRTD manufacturer. The IC is securely delivered from the IC manufacture to the MRTD manufacturer.

If necessary the IC manufacturer adds the parts of the IC Embedded Software in the non-volatile programmable memories (for instance EEPROM).

Note: If scheme 2 or 3 are applied, the TOE integrated circuit is produced containing the Flash Loader in the non-volatile non-programmable memories (ROM). The IC manufacturer writes the IC Identification Data onto the chip to control the IC as MRTD material during the IC manufacturing and the delivery process to the MRTD manufacturer. The IC is securely delivered from the IC manufacture to the MRTD manufacturer.



Note 2: Regarding key management, the Flash Loader usage is protected by successful Km authentication. For details, please refer to [IC_PPM]. This key is securely transferred to IC manufacturer as detailed in ALC and more precisely in [ALC_KM].

(Step4) The MRTD manufacturer combines the IC with hardware for the contactless interface in the passport book.

Note: If scheme 2 or 3 are applied, the MRTD manufacturer (i) loads the MRTD's chip Dedicated Software and the parts of the MRTD's chip Embedded Software in the non-volatile non-programmable memories (ii) adds the parts of the IC Embedded Software in the non-volatile programmable memories.

(Step5) The MRTD manufacturer (i) creates the MRTD application and (ii) equips MRTD's chips with pre-personalization Data.

Application Note (1 in [PP_PACE]): Creation of the application implies the creation of MF and ICAO.DF.

Note: If one (or several) Additional Code(s) is (are) associated to the MRTD's chip Embedded Software, it (they) shall be loaded prior to any operation in (Step5).

The pre-personalized MRTD together with the IC Identifier is securely delivered from the MRTD manufacturer to the Personalization Agent. The MRTD manufacturer also provides the relevant parts of the guidance documentation to the Personalization Agent.

2.2.3.2.3 Phase 3 "Personalization of the MRTD"

(Step6) The personalization of the MRTD includes (i) the survey of the MRTD holder's biographical data, (ii) the enrolment of the MRTD holder biometric reference data (i.e. the digitized portraits and the optional biometric reference data), (iii) the printing of the visual readable data onto the physical MRTD, (iv) the writing of the TOE User Data and TSF Data into the logical MRTD and (v) configuration of the TSF if necessary. The step (iv) is performed by the Personalization Agent and includes but is not limited to the creation of (i) the digital MRZ data (EF.DG1), (ii) the digitized portrait (EF.DG2), and (iii) the Document security object.

The signing of the Document security object by the Document Signer [ICAO_9303] finalizes the personalization of the genuine MRTD for the MRTD holder. The personalized MRTD (together with appropriate guidance for TOE use if necessary) is handed over to the MRTD holder for operational use.

Application Note: The TSF data (data created by and for the TOE, that might affect the operation of the TOE; cf. [CC_1] §92) comprise (but are not limited to) the Personalization Agent Authentication Key(s) and the Basic Authentication Control Key.

Application Note: This security target distinguishes between the Personalization Agent as entity known to the TOE and the Document Signer as entity in the TOE IT environment signing the Document security object as described in [ICAO_9303]. This approach allows but does not enforce the separation of these roles. The selection of the authentication keys should consider the organisation, the productivity and the security of the personalization process. Asymmetric authentication keys provide comfortable security for distributed personalization but their use may be more time consuming than authentication using symmetric cryptographic primitives. Authentication using symmetric cryptographic primitives allows fast authentication protocols appropriate for centralized personalization schemes but relies on stronger security protection in the personalization environment.

2.2.3.2.4 Phase 4 "Operational Use"

(Step7) The TOE is used as MRTD chip by the traveler and the inspection systems in the "Operational Use" phase. The user data can be read according to the security policy of the issuing State or Organisation and can be used according to the security policy of the issuing State but they can never be modified.

Application Note: The authorized Personalization Agents might be allowed to add (not to modify) data in the other data groups of the MRTD application (e.g. person(s) to notify EF.DG16) in the Phase 4 "Operational

|))))

Use". This will imply an update of the Document Security Object including the re-signing by the Document Signer.

Application Note: The intention of this security target is to consider at least the phases 1 and parts of phase 2 (i.e. Step1 to Step3) as part of the evaluation and therefore to define the TOE delivery according to CC after this phase 2 or later. Since specific production steps of phase 2 are of minor security relevance (e. g. booklet manufacturing and antenna integration) these are not part of the CC evaluation under ALC. Nevertheless the decision about this has to be taken by the certification body resp. the national body of the issuing State or Organisation. In this case the national body of the issuing State or Organisation is responsible for these specific production steps.

Note that the personalization process and its environment may depend on specific security needs of an issuing State or Organisation. All production, generation and installation procedures after TOE delivery up to the "Operational Use" (phase 4) have to be considered in the product evaluation process under AGD assurance class. Therefore, the Security Target has to outline the split up of P.Manufact, P.Personalization and the related security objectives into aspects relevant before vs. after TOE delivery.

2.2.4 Required non-TOE hardware/Software/firmware

There is no explicit non-TOE hardware, software or firmware required by the TOE to perform its claimed security features. The TOE is defined to comprise the chip and the complete operating system and application. Note, the inlay holding the chip as well as the antenna and the booklet (holding the printed MRZ) are needed to represent a complete MRTD, nevertheless these parts are not inevitable for the secure operation of the TOE.

Note: in particular the TOE may be used in contact mode, without any inlay or antenna.

2.3 TOE description

2.3.1 TOE Architecture

The TOE is composed of an IC and some software components as presented in Figure 1. Each part of the TOE is presented in the following chapters.

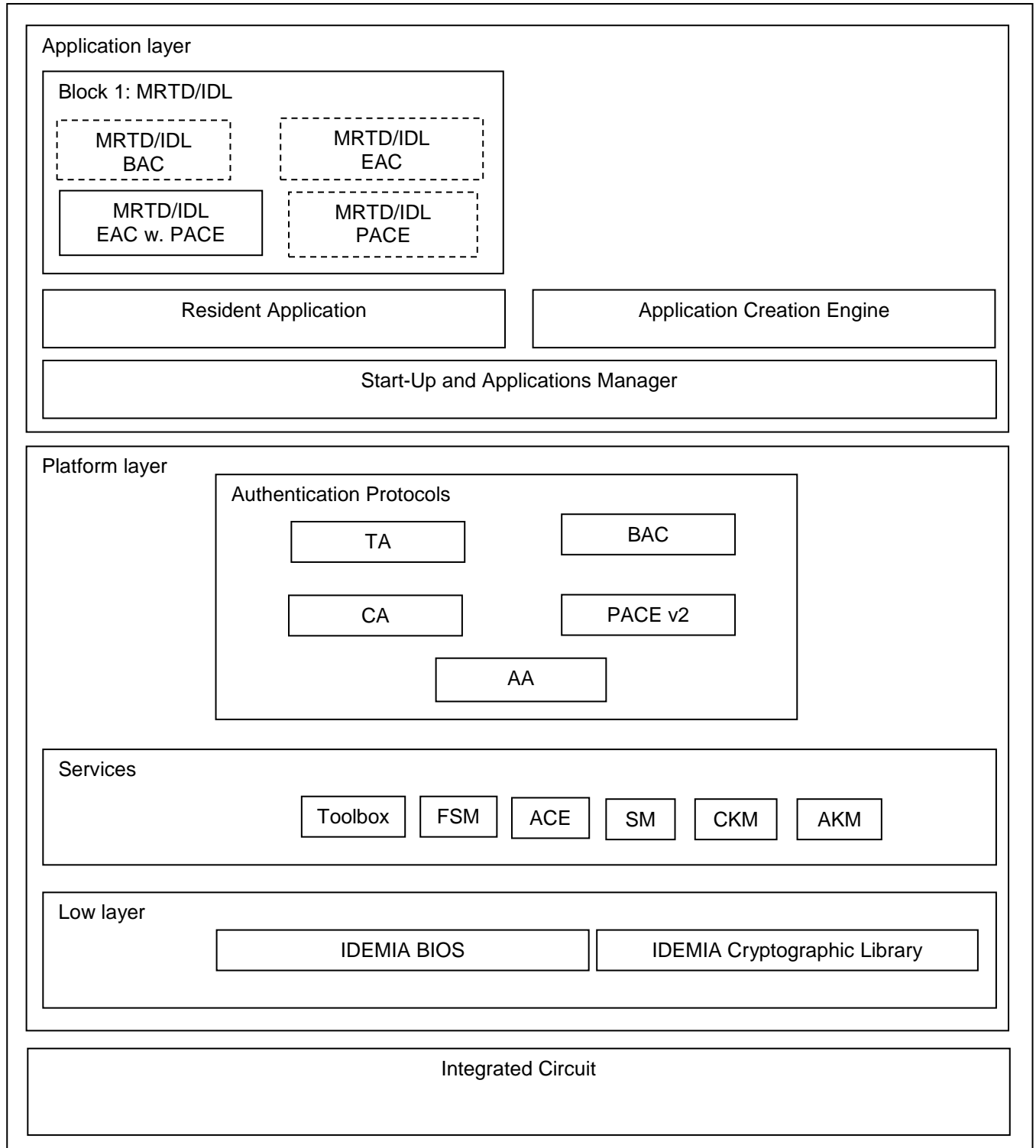


Figure 1 - TOE architecture

2.3.2 Integrated Circuit

The TOE is embedded on Infineon components (cf § Table 3 - IC identification). These IC comprise the following:

Communication protocols:

- ISO 14443 Type A and Type B defined proximity contactless protocol
- ISO 7816 defined standard contact based communication protocol

Core System:

- Proprietary dual CPU implementation being comparable to the 80251 microcontroller architecture from functional perspective and with enhanced MCS 251 instruction set
- Cache with Post Failure Detection
- Memory Encryption/Decryption Unit (MED)
- Memory Management Unit (MMU)

Memories:

- Read-Only Memory (ROM), not available for the user
- Random Access Memory (RAM)
- SOLID FLASH™ NVM, the flash cell based non-volatile memory

Buses:

- Memory Bus
- Peripheral Bus

Coprocessors:

- Crypto2304T for asymmetric algorithms like RSA and EC
- Symmetric Crypto Coprocessor for AES and 3DES Standards

Control:

- Interface Management Module (IMM)
- Interrupt and Peripheral Event Channel Controller (ITP)
- Clock & Power Management
- Control

System Peripherals

- Sensors & Filters
- User mode Security Life Control (UmSLC)

Peripherals:

- Hybrid Physical True Random Number Generator (HPTRNG) implementing also Deterministic Random Number Generator (DRNG)
- Watchdog and Timers
- Cyclic Redundancy Check module (CRC)
- Universal Asynchronous Receiver/Transmitter (UART)
- Radio Frequency Interface (RF power and signal interface)
- Analogue Contactless Bridge (ACLB)
- Inter-Integrated Circuit module (I2C)
- General Purpose Input Output (GPIO)

The firmware is composed of the:



- Boot-up software (BOS), the Resource Management System (RMS), the Flash Loader (FL) and the RFI supporting functions. The BOS applies the essential configuration, internal testing and the start-up.
- The RMS implements a low level application interface (API) to the Smartcard Embedded Software and provides handling and managing routines for RAM, MMU, Branch table, configuration and further functions.
- The Flash Loader allows downloading user software to the SOLID FLASH™ NVM during the manufacturing process and also at user premises - if ordered.
- The Radio Frequency Interface Application Interface (RFAPI) functions consist of executable code in the ROM which is part of the TOE and a SOLID FLASH™ NVM code part which is delivered separately to the user and which is not part of the TOE.

IC is part of the TOE and also part of the TSF. More information on the chips is given in the related Security Target [IC_ST].

2.3.3 Low layer

2.3.3.1 IDEMIA Basic Input/Output System (**BIOS**)

The BIOS module provides access management (read/write) functionalities to upper-layer application. It also provides exception and communication functionalities.

The BIOS module is part of the TOE and is also part of the TSF.

2.3.3.2 IDEMIA Cryptographic library (**Crypto**)

The Cryptography module provides secure cryptographic functionalities to upper-layer applications.

The Crypto module is part of the TOE and is also part of the TSF.

2.3.4 Platform layer

2.3.4.1 Services

2.3.4.1.1 File System Management (**FSM**)

The FSM module manages files and data objects according to ISO 7816-4 and 7816-9. It also manages the Digitally Blurred Image process, allowing for blurring a JPG or JPEG2000 image stored in a transparent file. This feature is covered by a patent owned by IDEMIA.

The FSM module is part of the TOE and is also part of the TSF.

2.3.4.1.2 Secure Messaging (**SM**)

The SM module provides functionalities to encrypt/decrypt data for secure communication in Manufacturing, Personalization and Operational Use phases (steps 5, 6 and 7). A Secure Messaging session begins after a successful authentication (GP authentication for Pre-personalization and Personalization phases or CA for Operational Use phase).

The SM module is part of the TOE and is also part of the TSF.

2.3.4.1.3 Cryptography Key Management (**CKM**)

The CKM module is responsible for asymmetric cryptography key management and asymmetric cryptography operations.



The CKM module is part of the TOE and is also part of the TSF.

2.3.4.1.4 Authentication and Key Management (**AKM**)

This module supplies:

- Symmetric Key management (read, write, access control),
- Services to manage Global Platform authentication and secure messaging.

The AKM module is part of the TOE and is also part of the TSF.

2.3.4.1.5 Access Condition Engine (**ACE**)

The ACE module is in charge of the verification of the Access Conditions of an object (files and keys) when an application tries to access this object.

The ACE module is part of the TOE and is also part of the TSF.

2.3.4.1.6 Toolbox (**TBX**)

The Toolbox module provides different kind of services to other modules.

- Services to manage APDU,
- Services to handle BER-TLV constructed data object,
- Services to process specific cryptographic operations,
- Services to handle Object Identifier,
- Services to manage MRZ (personalization and misuse management),
- Services to handle data in a secure way.

The TBX module is part of the TOE but and is also part of the TSF

2.3.5 Authentication Protocols

2.3.5.1 Terminal Authentication (**TA**)

The TA module processes the Terminal Authentication (v1 and v2) mechanism. Terminal Authentication v1 is part of the EACv1 procedure defined in [TR_03110].

The TA module is part of the TOE and also part of the TSF.

2.3.5.2 Chip Authentication (**CA**)

The CA module processes the Chip Authentication (v1 and v2) mechanism. Chip Authentication v1 is part of the EACv1 procedure defined in [TR_03110].

The CA module is part of the TOE and also part of the TSF.

2.3.5.3 Password Authenticated Connection Establishment (**PACE v2**)

The PACE module provides functionalities to process the PACE v2 mechanism as defined in [ICAO_TR_SAC].

The PACE v2 module is part of the TOE and also part of the TSF.

2.3.5.4 Active Authentication (**AA**)

The AA module provides functionalities to process the AA mechanism as defined in [ICAO_9303].

The AA module is part of the TOE and is also part of the TSF.

|))))

2.3.6 Application layer

2.3.6.1 Start-Up and Applications Manager (**Boot**)

The Boot module is responsible to manage the start-up of the applications (MRTD, RA and ACRE).

The Boot module is part of the TOE and is also part of the TSF

2.3.6.2 Application Creation Engine (**ACRE**)

The Application Creation Engine is a complete set of commands used to (pre-)personalize the card and its application(s). It includes:

- Additional Code loading,
- Creation of application,
- Import and Generation of the Active Authentication key (ECC and RSA keys),
- Import and Generation of multiple Chip Authentication keys under the ADF (supporting ECC and RSA Keys),
- Storage of CVCA Keys under each ADF.

The Additional Code Loading process is as follow:

1. Additional Code's Secure Messaging keys (authenticity and confidentiality) calculation,
2. Additional Code loading,
3. Additional Code activation.

The ACRE module is part of the TOE and is also part of the TSF.

2.3.6.3 Resident Application (**RA**)

The Resident Application is a complete set of commands, which allows the management of the card in the Operational Use phase (data management and authentication process under MF).

The RA module is part of the TOE and is also part of the TSF.

2.3.6.4 Machine Readable Travel Document (**MRTD**)

The MRTD is a complete set of commands, which allows the management of MRTD data in the Operational Use phase (data management and authentication process under MRTD ADF).

The MRTD module is part of the TOE and is also part of the TSF.

2.3.7 Other features

2.3.7.1 Automatic BAC phasing out

The TOE also supports a mechanism allowing the automatic deactivation of the BAC protocol after the current date (of the TOE) has reached a reference date - chosen by the issuer and configured by the personalization Agent. The current date is the internal date updated through the EAC protocol. Thanks to this feature, it is possible to issue MRTD supporting both PACE and BAC as needed for interoperability reasons and perform smooth phasing out of the BAC protocol in the medium term (due to its cryptographic weaknesses) during the life time of the issued MRTD, without having to wait for the complete renewal of issued MRTD (> 10 years).

The automatic BAC phasing out is part of the TOE and is also part of the TSF.

2.3.7.2 Enhanced protection over Sensitive biometric data reading



The access to sensitive biometric data (such as the fingerprint and iris stored in DG3 and DG4) are protected in accordance with the requirements of the protection profile and specification. Beyond that, the TOE also provides a feature able to ensure a high level of confidentiality when reading these datas. The TOE supports a mechanism enforcing to use a minimum cryptographic strength for the confidentiality, integrity and authenticity protection of these sensitive biometric data when being read. This may be useful for issuing authority that do not consider DES algorithm strong enough to ensure a sufficient level of confidentiality. This mechanism allows the TOE to enforce the terminal using a stronger algorithm such as AES 128, or 192 bits, or 256 bits when reading the sensitive biometric data. If this condition is not met (algorithm not strong enough), the access to the sensitive data is denied..

The enhanced protection over sensitive biometric data reading is part of the TOE and is also part of the TSF.

2.3.7.3 Automatic DES SM phasing out

The TOE allows for the automatic deactivation of the DES algorithm, in the scope of secure channel protection, after the current date has reached a target date - chosen by the issuer and configured by the Personalization Agent. The current date is the internal date updated through the EAC protocol. This mechanism enables smooth phasing out of the DES protocol in the medium term (due to its cryptographic weaknesses) during the lifetime of the issued MRTDs, without having to wait for the complete renewal of issued MRTD (> 10 years).

The automatic DES SM phasing out is part of the TOE and is also part of the TSF.

3 CONFORMANCE CLAIMS

3.1 Common Criteria conformance

This Security Target (ST) claims conformance to the Common Criteria (CC) version 3.1 revision 5.

The conformance to the CC is claimed as follows:

CC	Conformance Claim
Part 1	Strict conformance
Part 2	Conformance with extensions: <ul style="list-style-type: none"> • FAU_SAS.1 <i>“Audit storage”</i>, • FCS_RND.1 <i>“Quality metric for random numbers”</i>, • FIA_API.1 <i>“Authentication Proof of Identity”</i>, • FMT_LIM.1 <i>“Limited capabilities”</i>, • FMT_LIM.2 <i>“Limited availability”</i>, • FPT_EMS.1 <i>“TOE Emanation”</i>,
Part 3	Conformance with package EAL5 augmented with: <ul style="list-style-type: none"> • ALC_DVS.2 <i>“Sufficiency of security measures”</i> defined in [CC_3], • AVA_VAN.5 <i>“Advanced methodical vulnerability analysis”</i> defined in [CC_3]

Table 9 – Common Criteria conformance claim

Remark

As product is targeting “Qualification Renforcée” all activities for ALC_FLR.3 have been processed. However, this assurance package is not properly claimed in the present security target as the chip does not support it.



3.2 Protection Profile conformance

3.2.1 Overview

This ST claims strict conformance to the following Protection Profile (PP):

Title	Common Criteria Protection Profile — Machine Readable Travel Document with “ICAO Application”, Extended Access Control with PACE (EAC PP)
CC Version	3.1 (Revision 3)
Assurance Level	The minimum assurance level for this PP is EAL4 augmented
Version Number	Version 1.3.2, 05 th December 2012
Registration	BSI-CC-PP-0056-V2-2012-MA-02

Table 10 – Protection Profile conformance

This ST also addresses the Manufacturing and Personalization phases at TOE level (cf. §2.2.3), as well as the Active Authentication (AA) protocol available in operational use phase. The additions do not contradict any of the threats, assumptions, organisational policies, objectives or SFRs stated in the [PP_EACwPACE] that covers the advanced security methods PACE and EAC in operational use phase.

The following parts list assumptions, threats, OSP, OT and OE for this TOE (i.e. from [PP_EACwPACE] and additional).

3.2.2 Assumptions

The following Assumptions are assumed for this TOE:

- **A.Insp_Sys** “*Inspection Systems for global interoperability*” defined in [PP_EACwPACE],
- **A.Auth_PKI** “*PKI for Inspection Systems*” defined in [PP_EACwPACE],
- **A.Passive_Auth** “*PKI for Passive Authentication*” defined in [PP_EACwPACE],
- **A.Insp_Sys_Chip_Auth** “*Inspection Systems for global interoperability on chip authenticity*” defined in this ST,
- **A.MRTD_Manufact** “*MRTD manufacturing on steps 4 to 6*”, defined in this ST,
- **A.MRTD_Delivery** “*MRTD delivery during steps 4 to 6*”, defined in this ST.

A.Insp_Sys_Chip_Auth is additional for Active Authentication protocol which is not in the original scope of the [PP_EACwPACE]. This assumption is only linked to threats for the Active Authentication protocol so these objectives neither mitigate a threat (or a part of a threat) meant to be addressed by security objectives for the TOE in the [PP_EACwPACE], nor fulfils an OSP (or part of an OSP) meant to be addressed by security objectives for the TOE in the [PP_EACwPACE].

A.MRTD_Manufact is additional for MRTD manufacturing on steps 4 to 6 which is not in the original scope of the [PP_EACwPACE]. This assumption is only linked to threats for the MRTD manufacturing on steps 4 to 6 so these objectives neither mitigate a threat (or a part of a threat) meant to be addressed by security objectives for the TOE in the [PP_EACwPACE], nor fulfils an OSP (or part of an OSP) meant to be addressed by security objectives for the TOE in the [PP_EACwPACE].

A.MRTD_Delivery is additional for MRTD delivery during steps 4 to 6 which is not in the original scope of the [PP_EACwPACE]. This assumption is only linked to threats for the MRTD delivery during steps 4 to 6 so these objectives neither mitigate a threat (or a part of a threat) meant to be addressed by security objectives for the TOE in the [PP_EACwPACE], nor fulfils an OSP (or part of an OSP) meant to be addressed by security objectives for the TOE in the [PP_EACwPACE].



3.2.3 Threats

The following threats are averted by this TOE:

- **T.Read_Sensitive_Data** “Read the sensitive biometric reference data” defined in [PP_EACwPACE],
- **T.Counterfeit** “Counterfeit of travel document chip data” defined in [PP_EACwPACE],
- **T.Skimming** “Skimming travel document / Capturing Card-Terminal Communication” referenced in [PP_EACwPACE] and defined in [PP_PACE],
- **T.Eavesdropping** “Eavesdropping on the communication between the TOE and the PACE terminal” referenced in [PP_EACwPACE] and defined in [PP_PACE],
- **T.Tracing** “Tracing travel document” referenced in [PP_EACwPACE] and defined in [PP_PACE],
- **T.Forgery** “Forgery of Data” referenced in [PP_EACwPACE] and defined in [PP_PACE],
- **T.Abuse-Func** “Abuse of Functionality” referenced in [PP_EACwPACE] and defined in [PP_PACE],
- **T.Information_Leakage** “Information Leakage from travel document” referenced in [PP_EACwPACE] and defined in [PP_PACE],
- **T.Phys-Tamper** “Physical Tampering” referenced in [PP_EACwPACE] and defined in [PP_PACE],
- **T.Malfunction** “Malfunction due to Environmental Stress” referenced in [PP_EACwPACE] and defined in [PP_PACE],
- **T.Configuration** “*Tampering attempt of the TOE during preparation*” defined in this ST,
- **T.Forgery_Supplemental_Data** “*Forgery of supplemental data stored in the TOE*” defined in this ST,
- **T.BAC_breaking** “*BAC protocol is broken*” defined in this ST,
- **T.Unauthorized_Load** defined in [JIL_SRCL],
- **T.Bad_Activation** defined in [JIL_SRCL],
- **T.DES_Session_Key_Uncovery** “DES session keys are uncovered” defined in this ST.

3.2.4 Organisational Security Policies

This TOE complies with the following OSP:

- **P.Sensitive_Data** “*Privacy of sensitive biometric reference data*” defined in [PP_EACwPACE],
- **P.Personalisation** “*Personalisation of the travel document by issuing State or Organisation only*” defined in [PP_EACwPACE],
- **P.Pre-Operational** “*Pre-operational handling of the travel document*” referenced in [PP_EACwPACE] and defined in [PP_PACE],
- **P.Card_PKI** “*PKI for Passive Authentication (issuing branch)*” referenced in [PP_EACwPACE] and defined in [PP_PACE],
- **P.Trustworthy_PKI** “*Trustworthiness of PKI*” referenced in [PP_EACwPACE] and defined in [PP_PACE],
- **P.Manufact** “*Manufacturing of the travel document’s chip*” referenced in [PP_EACwPACE] and defined in [PP_PACE],
- **P.Terminal** “*Abilities and trustworthiness of terminals*” referenced in [PP_EACwPACE] and defined in [PP_PACE].

3.2.5 Security Objectives

The Security Objectives for this TOE are the following:

- **OT.Sens_Data_Conf** “Confidentiality of sensitive biometric reference data” defined in [PP_EACwPACE],
- **OT.Chip_Auth_Proof** “Proof of the travel document’s chip authenticity” defined in [PP_EACwPACE],
- **OT.Data_Integrity** “Integrity of Data” referenced in [PP_EACwPACE] and defined in [PP_PACE],
- **OT.Data_Authenticity** “Authenticity of Data” referenced in [PP_EACwPACE] and defined in [PP_PACE],
- **OT.Data_Confidentiality** “Confidentiality of Data” referenced in [PP_EACwPACE] and defined in [PP_PACE],
- **OT.Tracing** “Tracing travel document” referenced in [PP_EACwPACE] and defined in [PP_PACE],
- **OT.Prot_Abuse-Func** “Protection against Abuse of Functionality” referenced in [PP_EACwPACE] and defined in [PP_PACE],
- **OT.Prot_Inf_Leak** “Protection against Information Leakage” referenced in [PP_EACwPACE] and defined in [PP_PACE],
- **OT.Prot_Phys-Tamper** “Protection against Physical Tampering” referenced in [PP_EACwPACE] and defined in [PP_PACE],
- **OT.Prot_Malfunction** “Protection against Malfunctions” referenced in [PP_EACwPACE] and defined in [PP_PACE],
- **OT.Identification** “Identification of the TOE” referenced in [PP_EACwPACE] and defined in [PP_PACE],
- **OT.AC_Pers** “Access Control for Personalisation of logical MRTD” referenced in [PP_EACwPACE] and defined in [PP_PACE].
- **OT.Configuration** “Protection of the TOE preparation” defined in this ST,
- **OT.Update_File** “Modification of file in Operational Use Phase” defined in this ST,
- **OT.BAC_Expiration** “Automatic deactivation of BAC protocol” defined in this ST,
- **OT.AC_SM_Level** “Access control to sensitive biometric reference data according to SM level” defined in this ST.
- **OT.Secure_Load_ACode** “Secure loading of the Additional Code” defined in [JIL_SRCL],
- **OT.Secure_AC_Activation** “Secure activation of the Additional Code” defined in [JIL_SRCL],
- **OT.TOE_Identification** “Secure identification of the TOE” defined in [JIL_SRCL],
- **OT.DES_SM_Expiration** “Automatic deactivation of DES-based secure messaging”, defined in this ST.

The Security Objectives for the environment of this TOE are the following:

- **OE.Auth_Key_Travel_Document** “Travel document Authentication Key” defined in [PP_EACwPACE],
- **OE.Authoriz_Sens_Data** “Authorization for Use of Sensitive Biometric Reference Data” defined in [PP_EACwPACE],
- **OE.MRTD_Manufact** “Protection of the MRTD Manufacturing”, defined in this ST,
- **OE.MRTD_Delivery** “Protection of the MRTD delivery”, defined in this ST,
- **OE.Exam_Travel_Document** “Examination of the physical part of the travel document” defined in [PP_EACwPACE],
- **OE.Prot_Logical_Travel_Document** “Protection of data from the logical travel document” defined in [PP_EACwPACE],
- **OE.Ext_Insp_Systems** “Authorization of Extended Inspection Systems” defined in [PP_EACwPACE],
- **OE.Legislative_Compliance** “Issuing of the travel document” referenced in [PP_EACwPACE] and defined in [PP_PACE],
- **OE.Passive_Auth_Sign** “Authentication of travel document by Signature” referenced in [PP_EACwPACE] and defined in [PP_PACE],
- **OE.Personalisation** “Personalisation of travel document” referenced in [PP_EACwPACE] and defined in [PP_PACE],
- **OE.Terminal** “Terminal operating” referenced in [PP_EACwPACE] and defined in [PP_PACE]
- **OE.Travel_Document_Holder** “Travel document holder Obligations” referenced in [PP_EACwPACE] and defined in [PP_PACE],
- **OE.Exam_Chip_Auth** “Examination of the chip authenticity” defined in this ST.

OE.MRTD_Manufact is additional for the Protection of the MRTD manufacturing on steps 4 to 6 which is not in the original scope of the [PP_EACwPACE]. This objective is only linked to assumption for the MRTD manufacturing on steps 4 to 6, so this objective neither mitigate a threat (or a part of a threat) meant to be addressed by security objectives for the TOE in the [PP_EACwPACE], nor fulfils an OSP (or part of an OSP) meant to be addressed by security objectives for the TOE in the [PP_EACwPACE].

OE.MRTD_Delivery is additional for the Protection of the MRTD delivery during steps 4 to 6 which is not in the original scope of the [PP_EACwPACE]. This objective is only linked to threats for the MRTD delivery during steps 4 to 6, so this objective neither mitigate a threat (or a part of a threat) meant to be addressed by security objectives for the TOE in the [PP_EACwPACE], nor fulfils an OSP (or part of an OSP) meant to be addressed by security objectives for the TOE in the [PP_EACwPACE].

OE.Exam_Chip_Auth is additional for Active Authentication protocol which is not in the original scope of the [PP_EACwPACE]. This objective is only linked to threats for the Active Authentication protocol so this objective neither mitigate a threat (or a part of a threat) meant to be addressed by security objectives for the TOE in the [PP_EACwPACE], nor fulfils an OSP (or part of an OSP) meant to be addressed by security objectives for the TOE in the [PP_EACwPACE].

3.3 CC conformance and usage in real life

In the real life, for interoperability purposes, the MRTD will most likely support BAC, PACE and EAC.

- If the terminal reads the content of the MRTD by performing BAC then EAC, the security of the MRTD will be covered by the security evaluation of (1) the TOE described by the ST claiming compliance to [PP_BAC] and (2) the TOE described by the ST claiming compliance to [PP_EAC], assuming PACE is not supported (as not used for the inspection procedure)
- If the terminal reads the content of the MRTD by performing PACE then EAC, the security of the MRTD will be covered by the security evaluation of the TOE described by the ST claiming compliance to [PP_EACwPACE], assuming BAC is not supported (as not used for the inspection procedure).



4 SECURITY PROBLEM DEFINITION

4.1 Assets

4.1.1 Overview

The following table presents the assets of the TOE and their corresponding phase(s) according to §2.2.3:

Asset	Step 5	Step 6	Step 7
Biometric Data	x	✓	✓
Personal Data	x	✓	✓
EF.COM	x	✓	✓
CA_SK	x	✓	✓
AA_SK	x	✓	✓
Session_K	✓	✓	✓
PACE_Kmac	x	x	✓
PACE_Kenc	x	x	✓
ephem-Skpicc-PACE	x	x	✓
EF.SOD	x	✓	✓
CA_PK	x	✓	✓
AA_PK	x	✓	✓
PACE_PWD	x	✓	✓
CPLC	✓	✓	✓
TOE_ID	✓	✓	✓
Pre-Perso_K	✓	x	x
Perso_K	x	✓	x
LCS	✓	✓	✓
Configuration data	✓	✓	✓
Updatable data	x	✓	✓
Additional Code	✓	✓	✓
LSK	✓	x	x
DIV_LSK	✓	x	x

Table 11 – Assets of the TOE and their corresponding phase(s)

The assets to be protected by the TOE include the User Data on the travel document's chip, user data transferred between the TOE and the terminal, and travel document tracing data from the claimed [PP_PACE], chap 3.1.

4.1.2 Biometric Data

The Biometric Data are the Logical MRTD sensitive User Data: sensitive biometric reference data (EF.DG3, EF.DG4).

Application note (5 in [PP_EACwPACE]): Due to interoperability reasons the [ICAO_9303] requires that Basic Inspection Systems may have access to logical travel document data DG1, DG2, DG5 to DG16. The TOE is not in certified mode, if it is accessed using BAC [ICAO_9303]. Note that the BAC mechanism cannot resist attacks with high attack potential (cf. [PP_BAC]). If supported, it is therefore recommended to use PACE instead of BAC. If nevertheless BAC has to be used, it is recommended to perform Chip Authentication v.1 before getting access to data (except DG14), as this mechanism is resistant to high potential attacks

4.1.3 Authenticity of the MRTD's chip

The authenticity of the MRTD's chip personalized by the issuing State or Organisation for the MRTD holder is used by the traveler to prove his possession of a genuine MRTD.

|))))

4.1.4 User data stored on the TOE

All data (being not authentication data) stored in the context of the ePassport application of the MRTD as defined in [ICAO_TR_SAC] and being allowed to be read out solely by an authenticated terminal acting as Basic Inspection System with PACE (in the sense of [ICAO_TR_SAC])

This asset covers 'User Data on the MRTD's chip', 'Logical MRTD Data' and 'Sensitive User Data' in [PP_BAC].

It includes:

4.1.4.1 Personal Data

The Personal Data are the logical MRTD standard User Data of the MRTD holder (EF.DG1, EF.DG2, EF.DG5 to EF.DG13, EF.DG16).

4.1.4.2 EF.COM

The EF.COM is an elementary file containing the list of the existing elementary files (EF) with the user data.

4.1.5 User data transferred between the TOE and the terminal connected

All data (being not authentication data) being transferred in the context of the ePassport application of the MRTD as defined in [ICAO_TR_SAC] between the TOE and an authenticated terminal acting as Basic Inspection System with PACE (in the sense of [ICAO_TR_SAC]).

User data can be received and sent (exchange ⇔ {receive, send}).

4.1.6 MRTD tracing data

Technical information about the current and previous locations of the MRTD gathered unnoticeable by the MRTD holder recognising the TOE not knowing any PACE password. TOE tracing data can be provided / gathered.

4.1.7 Accessibility to the TOE functions and data only for authorised subjects

Property of the TOE to restrict access to TSF and TSF-data stored in the TOE to authorised subjects only.

4.1.8 Genuineness of the TOE

Property of the TOE to be authentic in order to provide claimed security functionality in a proper way. This asset also covers 'Authenticity of the MRTD's chip' in [PP_BAC].

4.1.9 TOE intrinsic secret cryptographic keys

Permanently or temporarily stored secret cryptographic material used by the TOE in order to enforce its security functionality.

It includes:

4.1.9.1 Chip Authentication Private Key (CA_SK)

The Chip Authentication Private Key is used by the application to process Chip Authentication.

4.1.9.2 Active Authentication Private Key (AA_SK)

The Active Authentication Private Key is used by the application to process Active Authentication.



4.1.9.3 Secure Messaging session keys (Session_K)

Session keys are used to secure communication in confidentiality and authenticity.

4.1.9.4 PACE session keys (PACE-Kmac, PACE-Kenc)

PACE session keys are secure messaging keys for message authentication and for message encryption agreed between the TOE and a terminal as result of the PACE Protocol.

4.1.9.5 Ephemeral private key PACE (ephem-Skpicc-PACE)

The ephemeral PACE Authentication Key Pair is used for Key Agreement Protocol.

4.1.10 TOE intrinsic non secret cryptographic material

Permanently or temporarily stored non-secret cryptographic (public) keys and other non-secret material (Document Security Object SOD containing digital signature) used by the TOE in order to enforce its security functionality.

It includes:

4.1.10.1 EF.SOD

The elementary file Document Security Object is used by the inspection system for Passive Authentication of the logical MRTD.

4.1.10.2 Chip Authentication Public Key (CA_PK)

The Chip Authentication Public Key (contained in EF.DG14) is used by the inspection system for the Chip Authentication.

4.1.10.3 Active Authentication Public Key (AA_PK)

The Active Authentication Public Key (contained in EF.DG15) is used by the inspection system for the Active Authentication.

4.1.11 MRTD communication establishment authorisation data

Restricted-revealable authorisation information for a human user being used for verification of the authorisation attempts as authorised user (PACE password). These data are stored in the TOE and are not to be send to it.

It includes:

4.1.11.1 PACE password (PACE_PWD)

Password needed for PACE authentication, e.g. CAN or MRZ.

4.1.12 CPLC

The CPLC Data are the Card Production Life Cycle data. They are considered as user data as they enable to track the holder. These data are filled during steps 4, 5 and 6 by subjects.

4.1.13 TOE_ID

These data allow the identification of the TOE. These data are part of the IC Embedded Software in the non-volatile non-programmable memory. If Additional Code is loaded, then the TOE_ID contains Additional Code Identification Data.

4.1.14 Pre-personalization Agent keys (Pre-perso_K)

This key set used for mutual authentication between the Pre-personalization agent and the chip, and secure communication establishment.

4.1.15 Personalization Agent keys (Perso_K)

This key set used for mutual authentication between the Personalization agent and the chip, and secure communication establishment.

4.1.16 TOE Life Cycle State (LCS)

This is the Life Cycle State of the TOE.

4.1.17 Configuration Data

These specific data set the configuration of the TOE in terms of security features and security functions. These configuration data can be set in Manufacturing and Personalization phases (Steps 5 and 6) after authentication of the relevant agent with the relevant key set.

4.1.18 Updatable Data

Data other than Personal Data, Biometric Data, EF.COM, EF.SOD, CA_PK, CA_SK, AA_PK, AA_SK, CPLC, TOE_ID, Pre-Perso_K, Perso_K, Session_K, LCS and Configuration Data which can be modified in Operational Use phase.

4.1.19 Additional Code

This is the Additional Code to be loaded on the Initial TOE during Pre-personalisation by the Pre-personalization Agent. The result of this operation is the Final TOE.

4.1.20 Load Secure Key (LSK) and Diversified LSK (DIV_LSK)

This Load Secure Key (LSK) is the secret key used to calculate the Diversified LSK (DIV_LSK). The Diversified LSK is a session key used to verify the Additional Code confidentiality and integrity.

4.2 Subjects

4.2.1 Overview

The following table presents the assets of the TOE and their corresponding phase(s) according to §2.2.3:

Subject	Descr.	Step 3	Step 4	Step 5	Step 6	Step 7
MRTD Holder	§ 4.2.2	x	x	x	x	✓
Traveler	§ 4.2.3	x	x	x	x	✓
Basic Inspection System with PACE	§ 4.2.4	x	x	x	x	✓
Document Signer	§ 4.2.5	x	x	x	✓	x
Country Signing Certification Authority	§ 4.2.6	x	x	x	✓	x
Personalization Agent	§ 4.2.7	x	x	x	✓	x
IC manufacturer (Manufacturer role)	§ 4.2.8	✓	x	x	x	x
MRTD packaging responsible (Manufacturer role)	§ 4.2.9	x	✓	x	x	x
Embedded software loading responsible (Manufacturer role)	§ 4.2.10	x	✓	x	x	x
Pre-personalization Agent (Manufacturer role)	§ 4.2.11	x	x	✓	x	x
Country Verifying Certification Authority	§ 4.2.12	x	x	x	x	✓
Document Verifier	§ 4.2.13	x	x	x	x	✓
Terminal	§ 4.2.14	x	x	✓	✓	✓
Inspection System	§ 4.2.15	x	x	x	x	✓
Attacker	§ 4.2.16	✓	✓	✓	✓	✓

Table 12 – Subjects of the TOE and their corresponding phase(s)

4.2.2 MRTD holder

MRTD holder is the travel document holder defined in [PP_PACE]:

A person for whom the travel document Issuer has personalised the travel document. This entity is commensurate with 'MRTD Holder' in [PP_BAC]. Please note that a travel document holder can also be an attacker.

4.2.3 Traveler

A person presenting the travel document to a terminal and claiming the identity of the travel document holder. This external entity is commensurate with 'Traveller' in [PP_BAC]. Please note that a travel document presenter can also be an attacker.

4.2.4 Basic Inspection System with PACE (BIS-PACE)

A technical system being used by an inspecting authority and verifying the travel document presenter as the travel document holder (for ePassport: by comparing the real biometric data (face) of the travel document presenter with the stored biometric data (DG2) of the travel document holder).

BIS-PACE implements the terminal's part of the PACE protocol and authenticates itself to the travel document using a shared password (PACE password) and supports Passive Authentication. See also par. 1.2.5 in [PP_PACE].

4.2.5 Document Signer (DS)

An organisation enforcing the policy of the CSCA and signing the Document Security Object stored on the travel document for passive authentication. A Document Signer is authorised by the national CSCA issuing the Document Signer Certificate, see [ICAO_9303]. This role is usually delegated to a Personalisation Agent.

|))))

4.2.6 Country Signing Certification Authority (CSCA)

An organisation enforcing the policy of the travel document Issuer with respect to confirming correctness of user and TSF data stored in the travel document. The CSCA represents the country specific root of the PKI for the travel document and creates the Document Signer Certificates within this PKI. The CSCA also issues the self-signed CSCA Certificate having to be distributed by strictly secure diplomatic means, see [ICAO_9303], 5.5.1.

4.2.7 Personalization Agent

An organisation acting on behalf of the travel document Issuer to personalise the travel document for the travel document holder by some or all of the following activities: (i) establishing the identity of the travel document holder for the biographic data in the travel document, (ii) enrolling the biometric reference data of the travel document holder, (iii) writing a subset of these data on the physical travel document (optical personalisation) and storing them in the travel document (electronic personalisation) for the travel document holder as defined in [ICAO_9303], (iv) writing the document details data, (v) writing the initial TSF data, (vi) signing the Document Security Object defined in [ICAO_9303] (in the role of DS). Please note that the role 'Personalisation Agent' may be distributed among several institutions according to the operational policy of the travel document Issuer. This entity is commensurate with 'Personalisation agent' in [PP_BAC].

4.2.8 IC manufacturer

This additional subject is a refinement of the role Manufacturer as described in [PP_PACE]. It is the manufacturer of the IC.

If scheme 1 is applied (cf. § 2.2.3), this subject is responsible for the embedded software downloading in the IC. This subject does not use Flash loader, even if it is embedded in the IC.

4.2.9 MRTD packaging responsible

This additional subject is a refinement of the role Manufacturer as described in [PP_PACE]. This subject is responsible for the combination of the IC with hardware for the contactless and/or contact interface.

4.2.10 Embedded software loading responsible

This additional subject is a refinement of the role Manufacturer as described in [PP_PACE]. This subject is responsible for the embedded software loading when scheme 2 or 3 are applied (cf. § 2.2.3). This subject does not exist if scheme 1 is applied (cf. § 2.2.3). This subject uses the Flash loader embedded in the IC.

4.2.11 Pre-personalization Agent

This additional subject is a refinement of the role Manufacturer as described in [PP_PACE]. This subject is responsible for the preparation of the card, i.e. creation of the MF and MRTD ADF. He also sets Personalization Agent keys and Configuration data.

4.2.12 Country Verifying Certification Authority

The Country Verifying Certification Authority (CVCA) enforces the privacy policy of the issuing State or Organisation with respect to the protection of sensitive biometric reference data stored in the travel document. The CVCA represents the country specific root of the PKI of Inspection Systems and creates the Document Verifier Certificates within this PKI. The updates of the public key of the CVCA are distributed in the form of Country Verifying CA Link-Certificates.



4.2.13 Document Verifier

The Document Verifier (DV) enforces the privacy policy of the receiving State with respect to the protection of sensitive biometric reference data to be handled by the Extended Inspection Systems. The Document Verifier manages the authorization of the Extended Inspection Systems for the sensitive data of the travel document in the limits provided by the issuing States or Organisations in the form of the Document Verifier Certificates.

4.2.14 Terminal

A terminal is any technical system communicating with the TOE through the contactless interface.

Note: as the TOE may also be used in contact mode, the terminal may also communicate using the contact interface.

4.2.15 Inspection system (IS)

A technical system used by the border control officer of the receiving State (i) examining an travel document presented by the traveler and verifying its authenticity and (ii) verifying the traveler as travel document holder. The **Extended Inspection System (EIS)** performs the Advanced Inspection Procedure (figure1) and therefore (i) contains a terminal for the communication with the travel document's chip, (ii) implements the terminals part of PACE and/or BAC; (iii) gets the authorization to read the logical travel document either under PACE or BAC by optical reading the travel document providing this information, (iv) implements the Terminal Authentication and Chip Authentication Protocols both Version 1 according to [TR_03110] and (v) is authorized by the issuing State or Organisation through the Document Verifier of the receiving State to read the sensitive biometric reference data. Security attributes of the EIS are defined by means of the Inspection System Certificates. BAC may only be used if supported by the TOE. If both PACE and BAC are supported by the TOE and the BIS, PACE must be used.

4.2.16 Attacker

Additionally to the definition from [PP_PACE], chap 3.1 the definition of an attacker is refined as followed: A threat agent trying (i) to manipulate the logical travel document without authorization, (ii) to read sensitive biometric reference data (i.e. EF.DG3, EF.DG4), (iii) to forge a genuine travel document, or (iv) to trace a travel document.

Application note (7 in [PP_EACwPACE]): An impostor is attacking the inspection system as TOE IT environment independent on using a genuine, counterfeit or forged travel document. Therefore the impostor may use results of successful attacks against the TOE but the attack itself is not relevant for the TOE.

4.3 Assumptions

4.3.1 A.Insp_Sys “Inspection Systems for global interoperability”

The Extended Inspection System (EIS) for global interoperability (i) includes the Country Signing CA Public Key and (ii) implements the terminal part of PACE [ICAO_TR_SAC] and/or BAC [PP_BAC]. BAC may only be used if supported by the TOE. If both PACE and BAC are supported by the TOE and the IS, PACE must be used. The EIS reads the logical travel document under PACE or BAC and performs the Chip Authentication v.1 to verify the logical travel document and establishes secure messaging. EIS supports the Terminal Authentication Protocol v.1 in order to ensure access control and is authorized by the issuing State or Organisation through the Document Verifier of the receiving State to read the sensitive biometric reference data.

Justification:

The assumption A.Insp_Sys does not confine the security objectives of the [PP_PACE] as it repeats the requirements of P.Terminal and adds only assumptions for the Inspection Systems for handling the EAC functionality of the TOE.

4.3.2 A.Auth_PKI “PKI for Inspection Systems”

The issuing and receiving States or Organisations establish a public key infrastructure for card verifiable certificates of the Extended Access Control. The Country Verifying Certification Authorities, the Document Verifier and Extended Inspection Systems hold authentication key pairs and certificates for their public keys encoding the access control rights. The Country Verifying Certification Authorities of the issuing States or Organisations are signing the certificates of the Document Verifier and the Document Verifiers are signing the certificates of the Extended Inspection Systems of the receiving States or Organisations. The issuing States or Organisations distribute the public keys of their Country Verifying Certification Authority to their travel document’s chip.

Justification:

This assumption only concerns the EAC part of the TOE. The issuing and use of card verifiable certificates of the Extended Access Control is neither relevant for the PACE part of the TOE nor will the security objectives of the [PP_PACE] be restricted by this assumption. For the EAC functionality of the TOE the assumption is necessary because it covers the pre-requisite for performing the Terminal Authentication Protocol Version 1.

4.3.3 A.Passive_Auth “PKI for Passive Authentication”

The issuing and receiving States or Organisations establish a public key infrastructure for passive authentication i.e. digital signature creation and verification for the logical travel document. The issuing State or Organisation runs a Certification Authority (CA) which securely generates, stores and uses the Country Signing CA Key pair. The CA keeps the Country Signing CA Private Key secret and is recommended to distribute the Country Signing CA Public Key to ICAO, all receiving States maintaining its integrity. The Document Signer (i) generates the Document Signer Key Pair, (ii) hands over the Document Signer Public Key to the CA for certification, (iii) keeps the Document Signer Private Key secret and (iv) uses securely the Document Signer Private Key for signing the Document Security Objects of the travel documents. The CA creates the Document Signer Certificates for the Document Signer Public Keys that are distributed to the receiving States and Organisations. It is assumed that the Personalisation Agent ensures that the Document Security Object contains only the hash values of genuine user data according to [ICAO_9303].

4.3.4 A.Insp_Sys_Chip_Auth “Inspection Systems for global interoperability on chip authenticity”

The Inspection System implements Active Authentication to authenticate the MRTD’s chip. The Inspection System uses the signature returned by the TOE during Active Authentication as proof of authenticity.



4.3.5 A.MRTD_Manufact “MRTD manufacturing on steps 4 to 6”

It is assumed that appropriate functionality testing of the MRTD is used. It is assumed that security procedures are used during all manufacturing and test operations to maintain confidentiality and integrity of the MRTD and of its manufacturing and test data (to prevent any possible copy, modification, retention, theft or unauthorized use).

Note: for scheme 3, MRTD means the Integrated Circuit and its embedded Loader and the Loader associated keys, the Embedded Software to be loaded and the Logical MRTD data.

4.3.6 A.MRTD_Delivery “MRTD delivery during steps 4 to 6”

Procedures shall guarantee the control of the TOE delivery and storage process and conformance to its objectives:

- Procedures shall ensure protection of TOE material/information under delivery and storage.
- Procedures shall ensure that corrective actions are taken in case of improper operation in the delivery process and storage.
- Procedures shall ensure that people dealing with the procedure for delivery have got the required skill.

Note: for scheme 3, MRTD means the Integrated Circuit and its embedded Loader and the Loader associated keys, the Embedded Software to be loaded and the Logical MRTD data.

4.4 Threats

4.4.1 T.Read_Sensitive_Data “Read the sensitive biometric reference data”

Adverse action: An attacker tries to gain the sensitive biometric reference data through the communication interface of the travel document’s chip.

The attack T.Read_Sensitive_Data is similar to the threat T.Skimming (cf. [PP_BAC]) in respect of the attack path (communication interface) and the motivation (to get data stored on the travel document’s chip) but differs from those in the asset under the attack (sensitive biometric reference data vs. digital MRZ, digitized portrait and other data), the opportunity (i.e. knowing the PACE Password) and therefore the possible attack methods. Note, that the sensitive biometric reference data are stored only on the travel document’s chip as private sensitive personal data whereas the MRZ data and the portrait are visually readable on the physical part of the travel document as well.

Threat agent: having high attack potential, knowing the PACE Password, being in possession of a legitimate travel document

Asset: confidentiality of logical travel document sensitive user data (i.e. biometric reference)

4.4.2 T.Counterfeit “Counterfeit of travel document chip data”

Adverse action: An attacker with high attack potential produces an unauthorized copy or reproduction of a genuine travel document’s chip to be used as part of a counterfeit travel document. This violates the authenticity of the travel document’s chip used for authentication of a traveler by possession of a travel document.

The attacker may generate a new data set or extract completely or partially the data from a genuine travel document’s chip and copy them to another appropriate chip to imitate this genuine travel document’s chip.

Threat agent: having high attack potential, being in possession of one or more legitimate travel documents

Asset: authenticity of user data stored on the TOE

4.4.3 T.Skimming “Skimming travel document / Capturing Card-Terminal Communication”

Adverse action: An attacker imitates an inspection system in order to get access to the user data stored on or transferred between the TOE and the inspecting authority connected via the contactless/contact interface of the TOE.

Threat agent: having high attack potential, cannot read and does not know the correct value of the shared password (PACE password) in advance

Asset: confidentiality of logical travel document data

Application Note (10 in [PP_PACE]): A product using BIS-BAC cannot avert this threat in the context of the security policy defined in [PP_PACE].

Application Note (11 in [PP_PACE]): MRZ is printed and CAN is printed or stuck on the travel document. Please note that neither CAN nor MRZ effectively represent secrets, but are restricted-revealable, cf. OE.Travel_Document_Holder.



4.4.4 **T.Eavesdropping** “Eavesdropping on the communication between the TOE and the PACE terminal”

Adverse action: An attacker is listening to the communication between the travel document and the PACE authenticated BIS-PACE in order to gain the *user data transferred between the TOE and the terminal connected*.

Threat agent: having high attack potential, cannot read and does not know the correct value of the shared password (PACE password) in advance

Asset: confidentiality of logical travel document data

Application Note (12 in [PP_PACE]): A product using BIS-BAC cannot avert this threat in the context of the security policy defined in [PP_PACE]

4.4.5 **T.Tracing** “Tracing travel document”

Adverse action: An attacker tries to gather *TOE tracing data* (i.e. to trace the movement of the travel document) unambiguously identifying it remotely by establishing or listening to a communication via the contactless/contact interface of the TOE.

Threat agent: having high attack potential, cannot read and does not know the correct value of the shared password (PACE password) in advance

Asset: privacy of the travel document holder

Application Note (13 in [PP_PACE]): This Threat completely covers and extends “T.Chip-ID” from [PP_BAC].

Application Note (14 in [PP_PACE]): A product using BAC (whatever the type of the inspection system is: BIS-BAC) cannot avert this threat in the context of the security policy defined in [PP_PACE], see also the par. 1.2.5 in [PP_PACE].

Application Note (15 in [PP_PACE]): Since the Standard Inspection Procedure does not support any unique-secret-based authentication of the travel document’s chip (no Chip Authentication or Active Authentication), a threat like T.Counterfeit (counterfeiting travel document) cannot be averted by the current TOE.

Application Note: As our TOE supports Chip Authentication and Active Authentication in addition to Standard Inspection Procedure, the previous application note extracted from PP does not apply.

4.4.6 **T.Forgery** “Forgery of Data”

Adverse action: An attacker fraudulently alters the *User Data* or/and *TSF-data* stored on the travel document or/and exchanged between the TOE and the terminal connected in order to outsmart the PACE authenticated BIS-PACE by means of changed travel document holder’s related reference data (like biographic or biometric data). The attacker does it in such a way that the terminal connected perceives these modified data as authentic one.

Threat agent: having high attack potential

Asset: integrity of the travel document

4.4.7 **T.Abuse-Func** “Abuse of Functionality”

Adverse action: An attacker may use functions of the TOE which shall not be used in TOE operational phase in order (i) to manipulate or to disclose the *User Data* stored in the TOE, (ii) to manipulate or to disclose the *TSF-data* stored in the TOE or (iii) to manipulate (bypass, deactivate or modify) *soft-coded security functionality of the TOE*. This threat addresses



the misuse of the functions for the initialisation and personalisation in the operational phase after delivery to the travel document holder.

Threat agent: having high attack potential, being in possession of one or more legitimate travel documents

Asset: integrity and authenticity of the travel document, availability of the functionality of the travel document

Application Note (16 in [PP_PACE]): Details of the relevant attack scenarios depend, for instance, on the capabilities of the test features provided by the IC Dedicated Test Software being not specified here.

4.4.8 T.Information_Leakage “Information Leakage from travel document”

Adverse action: An attacker may exploit information leaking from the TOE during its usage in order to disclose confidential *User Data* or/and *TSF-data stored on the travel document* or/and *exchanged between the TOE and the terminal connected*. The information leakage may be inherent in the normal operation or caused by the attacker.

Threat agent: having high attack potential

Asset: confidentiality of User Data and TSF-data of the travel document

Application Note (17 in [PP_PACE]): Leakage may occur through emanations, variations in power consumption, I/O characteristics, clock frequency, or by changes in processing time requirements. This leakage may be interpreted as a covert channel transmission, but is more closely related to measurement of operating parameters which may be derived either from measurements of the contactless interface (emanation) or direct measurements (by contact to the chip still available even for a contactless chip) and can then be related to the specific operation being performed. Examples are Differential Electromagnetic Analysis (DEMA) and Differential Power Analysis (DPA). Moreover the attacker may try actively to enforce information leakage by fault injection (e.g. Differential Fault Analysis)

4.4.9 T.Phys-Tamper “Physical Tampering”

Adverse action: An attacker may perform physical probing of the travel document in order (i) to disclose the TSF-data, or (ii) to disclose/reconstruct the TOE’s Embedded Software. An attacker may physically modify the travel document in order to alter (i) its security functionality (hardware and software part, as well), (ii) the User Data or the TSF-data stored on the travel document.

Threat agent: having high attack potential, being in possession of one or more legitimate travel documents

Asset: integrity and authenticity of the travel document, availability of the functionality of the travel document, confidentiality of User Data and TSF-data of the travel document

Application Note (18 in [PP_PACE]): Physical tampering may be focused directly on the disclosure or manipulation of the user data (e.g. the biometric reference data for the inspection system) or the TSF data (e.g. authentication key of the travel document) or indirectly by preparation of the TOE to following attack methods by modification of security features (e.g. to enable information leakage through power analysis). Physical tampering requires a direct interaction with the travel document’s internals. Techniques commonly employed in IC failure analysis and IC reverse engineering efforts may be used. Before that, hardware security mechanisms and layout characteristics need to be identified. Determination of software design including treatment of the user data and the TSF data may also be a pre-requisite. The modification may result in the deactivation of a security function. Changes of circuitry or data can be permanent or temporary.



4.4.10 T.Malfunction “*Malfunction due to Environmental Stress*”

Adverse action: An attacker may cause a malfunction the travel document’s hardware and Embedded Software by applying environmental stress in order to (i) deactivate or modify security features or functionality of the TOE’ hardware or to (ii) circumvent, deactivate or modify security functions of the TOE’s Embedded Software. This may be achieved e.g. by operating the travel document outside the normal operating conditions, exploiting errors in the travel document’s Embedded Software or misusing administrative functions. To exploit these vulnerabilities an attacker needs information about the functional operation

Threat agent: having high attack potential, being in possession of one or more legitimate travel documents, having information about the functional operation

Asset: integrity and authenticity of the travel document, availability of the functionality of the travel document, confidentiality of User Data and TSF-data of the travel document

Application note (19 in [PP_PACE]): A malfunction of the TOE may also be caused using a direct interaction with elements on the chip surface. This is considered as being a manipulation (refer to the threat T.Phys-Tamper) assuming a detailed knowledge about TOE’s internals

4.4.11 T.Configuration “*Tampering attempt of the TOE during preparation*”

Adverse action: An attacker may access to the TOE at Manufacturing and Personalization phases (steps 5 and 6) to try to (i) deactivate or modify security features or functions of the TOE or (ii) circumvent, deactivate or modify security functions of the MRTD’s chip Embedded Software.

Threat agent: having high attack potential, being in possession of one or more MRTD in Pre-personalization or Personalization phases.

Asset: authenticity of logical MRTD data

4.4.12 T. Forgery_Supplemental_Data “*Forgery of supplemental data stored in the TOE*”

Adverse action: An attacker alters fraudulently the data stored in files other than EF.DG1 to EF.DG16, EF.COM and EF document security object. This may lead the extended inspection system (EIS) using these data to be deceived.

Threat agent: having high attack potential, being in possession of one or more legitimate MRTDs.

Asset: authenticity of data stored in files other than EF.DG1 to EF.DG16, EF.COM and EF document security object

4.4.13 T. BAC_breaking “*BAC protocol is broken*”

Adverse action: An attacker manages to break the BAC protocol using cryptanalysis means and powerful computation capacity leading to threaten (1) the non traceability and (2) confidentiality of data.

The attacker is able to intercept and record a log of BAC transaction during inspection at a border control. Then using computation capacity, he is able to perform reverse engineering over the logs, to break the protocol within a few minutes or less and get (1) the MRZ value, and (2) the log of plain text exchanged between the MRTD and the inspection system.

This leads the attacker to (1) get the holder information and use it, and (2) trace the holder in real time.

Threat agent: having high attack potential, being able to intercept transaction with MRTDs.



Asset: confidentiality of data read from the MRTD, traceability of the MRTD

4.4.14 T.Unauthorized_Load

Adverse action: An attacker tries to load an additional code that is not intended to be assembled with the initial TOE, i.e. the evidence of authenticity or integrity is not correct.

Threat agent: having high attack potential, knowing the MSK, LSK and derivation data, being in possession of a legitimate MRTD

Asset: Logical MRTD data

4.4.15 T.Bad_Activation

Adverse action: An attacker tries to perturbate the additional code activation such as the final TOE is different than the expected one (initial TOE or perturbed TOE).

Threat agent: having high attack potential, knowing the MSK, LSK and derivation data, being in possession of a legitimate MRTD, being in possession of an additional code that is authorized to be loaded.

Asset: Logical MRTD data

4.4.16 T.DES_Session_Key_Uncovery “DES session keys are uncovered”

Adverse action: An attacker manages to uncover the DES session keys protecting the exchanges between the TOE and the Inspection System using passive analysis, cryptanalysis means and powerful computation capacity leading to threaten (1) the confidentiality, (2) the integrity and (3) the authenticity of data exchanged during the session.
The attacker is able to monitor protected data exchanged between the TOE and the Inspection System through a secure channel previously established by the TOE and the Inspection System. Then due to the DES algorithm being vulnerable to known-plaintext attacks, the attacker is able to determine the values of the session keys using computational capacity and (1) reveal, (2) alter or (3) counterfeit exchanged data within the active secure messaging session.

Threat agent: having high attack potential, being able to monitor exchanges between the TOE and the Inspection System.

Asset: confidentiality and integrity of MRTD data

4.5 Organisational Security Policies

4.5.1 P.Sensitive_Data “Privacy of sensitive biometric reference data”

The biometric reference data of finger(s) (EF.DG3) and iris image(s) (EF.DG4) are sensitive private personal data of the travel document holder. The sensitive biometric reference data can be used only by inspection systems which are authorized for this access at the time the travel document is presented to the inspection system (Extended Inspection Systems). The issuing State or Organisation authorizes the Document Verifiers of the receiving States to manage the authorization of inspection systems within the limits defined by the Document Verifier Certificate. The travel document’s chip shall protect the confidentiality and integrity of the sensitive private personal data even during transmission to the Extended Inspection System after Chip Authentication Version 1.

4.5.2 P.Personalisation “Personalisation of the travel document by issuing State or Organisation only”

The issuing State or Organisation guarantees the correctness of the biographical data, the printed portrait and the digitized portrait, the biometric reference data and other data of the logical travel document with respect to the travel document holder. The personalisation of the travel document for the holder is performed by an agent authorized by the issuing State or Organisation only.

4.5.3 P.Pre-Operational “Pre-operational handling of the travel document”

- 1.) The travel document Issuer issues the travel document and approves it using the terminals complying with all applicable laws and regulations.
- 2.) The travel document Issuer guarantees correctness of the user data (amongst other of those, concerning the travel document holder) and of the TSF-data permanently stored in the TOE.
- 3.) The travel document Issuer uses only such TOE’s technical components (IC) which enable traceability of the travel documents in their manufacturing and issuing life cycle phases, i.e. before they are in the operational phase, cf. sec. 1.2.3 in [PP_PACE].
- 4.) If the travel document Issuer authorises a Personalisation Agent to personalise the travel document for travel document holders, the travel document Issuer has to ensure that the Personalisation Agent acts in accordance with the travel document Issuer’s policy.

4.5.4 P.Card_PKI “PKI for Passive Authentication (issuing branch)”

Application Note (20 in [PP_PACE]): The description below states the responsibilities of involved parties and represents the logical, but not the physical structure of the PKI. Physical distribution ways shall be implemented by the involved parties in such a way that all certificates belonging to the PKI are securely distributed / made available to their final destination, e.g. by using directory services.

- 1.) The travel document Issuer shall establish a public key infrastructure for the passive authentication, i.e. for digital signature creation and verification for the travel document. For this aim, he runs a Country Signing Certification Authority (CSCA). The travel document Issuer shall publish the CSCA Certificate (CCSCA).
- 2.) The CSCA shall securely generate, store and use the CSCA key pair. The CSCA shall keep the CSCA Private Key secret and issue a self-signed CSCA Certificate (CCSCA) having to be made available to the travel document Issuer by strictly secure means, see [ICAO_9303], 5.5.1. The CSCA shall create the Document Signer Certificates for the Document Signer Public Keys (CDS) and make them available to the travel document Issuer, see [ICAO_9303], 5.5.1.



- 3.) A Document Signer shall (i) generate the Document Signer Key Pair, (ii) hand over the Document Signer Public Key to the CSCA for certification, (iii) keep the Document Signer Private Key secret and (iv) securely use the Document Signer Private Key for signing the Document Security Objects of travel documents.

4.5.5 **P.Trustworthy_PKI** “Trustworthiness of PKI”

The CSCA shall ensure that it issues its certificates exclusively to the rightful organisations (DS) and DSs shall ensure that they sign exclusively correct Document Security Objects to be stored on the travel document.

4.5.6 **P.Manufact** “Manufacturing of the travel document’s chip”

The Initialization Data are written by the IC Manufacturer to identify the IC uniquely. The travel document Manufacturer writes the Pre-personalisation Data which contains at least the Personalisation Agent Key.

4.5.7 **P.Terminal** “Abilities and trustworthiness of terminals”

The Basic Inspection Systems with PACE (BIS-PACE) shall operate their terminals as follows:

- 1.) The related terminals (basic inspection system, cf. above) shall be used by terminal operators and by travel document holders as defined in [ICAO_9303].
- 2.) They shall implement the terminal parts of the PACE protocol [ICAO_TR_SAC], of the Passive Authentication [ICAO_9303] and use them in this order²⁸. The PACE terminal shall use randomly and (almost) uniformly selected nonces, if required by the protocols (for generating ephemeral keys for Diffie-Hellmann).
- 3.) The related terminals need not to use any own credentials.
- 4.) They shall also store the Country Signing Public Key and the Document Signer Public Key (in form of CCSCA and CDS) in order to enable and to perform Passive Authentication (determination of the authenticity of data groups stored in the travel document, [ICAO_9303]).
- 5.) The related terminals and their environment shall ensure confidentiality and integrity of respective data handled by them (e.g. confidentiality of PACE passwords, integrity of PKI certificates, etc.), where it is necessary for a secure operation of the TOE according to [PP_PACE].

5 SECURITY OBJECTIVES

This chapter describes the security objectives for the TOE (OT) and the security objectives for the TOE environment (OE). The security objectives for the TOE environment are separated into security objectives for the development and production environment and security objectives for the operational environment.

5.1 Security objectives for the TOE

This section describes the security objectives for the TOE addressing the aspects of identified threats to be countered by the TOE and organisational security policies to be met by the TOE.

5.1.1 OT.Sens_Data_Conf “Confidentiality of sensitive biometric reference data”

The TOE must ensure the confidentiality of the sensitive biometric reference data (EF.DG3 and EF.DG4) by granting read access only to authorized Extended Inspection Systems. The authorization of the inspection system is drawn from the Inspection System Certificate used for the successful authentication and shall be a non-strict subset of the authorization defined in the Document Verifier Certificate in the certificate chain to the Country Verifier Certification Authority of the issuing State or Organisation. The TOE must ensure the confidentiality of the logical travel document data during their transmission to the Extended Inspection System. The confidentiality of the sensitive biometric reference data shall be protected against attacks with high attack potential.

5.1.2 OT.Chip_Auth_Proof “Proof of the travel document’s chip authenticity”

The TOE must support the Inspection Systems to verify the identity and authenticity of the travel document’s chip as issued by the identified issuing State or Organisation by means of the Chip Authentication Version 1 as defined in [TR_03110], or the Active Authentication as defined in [TR_03110], or the PACE protocol with Chip Authentication Mapping method as defined in [ICAO_TR_SAC]. These protocols shall be executed in combination with the Document Security Object (SOD) verification to verify the SOD belongs to the data page, the chip is genuine and chip and data page belong to each other as defined in [ICAO_9303]. The authenticity proof provided by travel document’s chip shall be protected against attacks with high attack potential.

Application note (9 in [PP_EACwPACE]): The OT.Chip_Auth_Proof implies the travel document’s chip to have (i) a unique identity as given by the travel document’s Document Number, (ii) a secret to prove its identity by knowledge i.e. a private authentication key as TSF data. The TOE shall protect this TSF data to prevent their misuse. The terminal shall have the reference data to verify the authentication attempt of travel document’s chip i.e. a certificate for the Chip Authentication Public Key that matches the Chip Authentication Private Key of the travel document’s chip. This certificate is provided by (i) the Chip Authentication Public Key (EF.DG14) in the LDS defined in [ICAO_9303] and (ii) the hash value of DG14 in the Document Security Object signed by the Document Signer.

5.1.3 OT.Data_Integrity “Integrity of Data”

The TOE must ensure integrity of the User Data and the TSF-data stored on it by protecting these data against unauthorised modification (physical manipulation and unauthorised modifying). The TOE must ensure integrity of the User Data and the TSF-data during their exchange between the TOE and the terminal connected (and represented by PACE authenticated BIS-PACE) after the PACE Authentication.

5.1.4 OT.Data_Authenticity “Authenticity of Data”

The TOE must ensure authenticity of the User Data and the TSF-data stored on it by enabling verification of their authenticity at the terminal-side. The TOE must ensure authenticity of the User Data and the TSF-data during their exchange between the TOE and the terminal connected (and represented by PACE authenticated BIS-PACE) after the PACE Authentication. It shall happen by enabling such a verification at the terminal-side (at receiving by the terminal) and by an active verification by the TOE itself (at receiving by the TOE).

|))))

5.1.5 OT.Data_Confidentiality “Confidentiality of Data”

The TOE must ensure confidentiality of the User Data and the TSF-data by granting read access only to the PACE authenticated BIS-PACE connected. The TOE must ensure confidentiality of the User Data and the TSF-data during their exchange between the TOE and the terminal connected (and represented by PACE authenticated BIS-PACE) after the PACE Authentication.

5.1.6 OT.Tracing “Tracing travel document”

The TOE must prevent gathering TOE tracing data by means of unambiguous identifying the travel document remotely through establishing or listening to a communication via the contactless/contact interface of the TOE without knowledge of the correct values of shared passwords (PACE passwords) in advance.

Application note (21 in [PP_PACE]): Since the Standard Inspection Procedure does not support any unique-secret-based authentication of the travel document’s chip (no Chip Authentication), a security objective like OT.Chip_Auth_Proof (proof of travel document authenticity) cannot be achieved by the current TOE.

Application Note: As our TOE supports Chip Authentication and Active Authentication in addition to Standard Inspection Procedure, the previous application note extracted from PP does not apply.

5.1.7 OT.Prot_Abuse-Func “Protection against Abuse of Functionality”

The TOE must prevent that functions of the TOE, which may not be used in TOE operational phase, can be abused in order (i) to manipulate or to disclose the User Data stored in the TOE, (ii) to manipulate or to disclose the TSF-data stored in the TOE, (iii) to manipulate (bypass, deactivate or modify) soft-coded security functionality of the TOE.

5.1.8 OT.Prot_Inf_Leak “Protection against Information Leakage”

The TOE must provide protection against disclosure of confidential User Data or/and TSF-data stored and/or processed by the travel document

- by measurement and analysis of the shape and amplitude of signals or the time between events found by measuring signals on the electromagnetic field, power consumption, clock, or I/O lines,
- by forcing a malfunction of the TOE and/or
- by a physical manipulation of the TOE.

Application note (22 in [PP_PACE]): This objective pertains to measurements with subsequent complex signal processing due to normal operation of the TOE or operations enforced by an attacker.

5.1.9 OT.Prot_Phys-Tamper “Protection against Physical Tampering”

The TOE must provide protection of confidentiality and integrity of the User Data, the TSF-data and the travel document’s Embedded Software by means of

- measuring through galvanic contacts representing a direct physical probing on the chip’s surface except on pads being bonded (using standard tools for measuring voltage and current) or
- measuring not using galvanic contacts, but other types of physical interaction between electrical charges (using tools used in solid-state physics research and IC failure analysis),
- manipulation of the hardware and its security functionality, as well as
- controlled manipulation of memory contents (User Data, TSF-data) with a prior
- reverse-engineering to understand the design and its properties and functionality.

5.1.10 **OT.Prot_Malfunction** *“Protection against Malfunctions”*

The TOE must ensure its correct operation. The TOE must prevent its operation outside the normal operating conditions where reliability and secure operation have not been proven or tested. This is to prevent functional errors in the TOE. The environmental conditions may include external energy (esp. electromagnetic) fields, voltage (on any contacts), clock frequency or temperature.

The following TOE security objectives address the aspects of identified threats to be countered involving TOE’s environment.

5.1.11 **OT.Identification** *“Identification of the TOE”*

The TOE must provide means to store IC Identification and Pre-Personalization Data in its non-volatile memory. The IC Identification Data must provide a unique identification of the IC during Phase 2 “Manufacturing” and Phase 3 “Personalization of the MRTD”. The storage of the Pre-Personalization data includes writing of the Personalization Agent Key(s).

Note: for scheme 3, TOE means the Integrated Circuit and its embedded Loader, the Embedded Software to be loaded and the Logical MRTD data. The IC shall be able to authenticate itself to external entities. The Initialisation Data are used for IC authentication verification data.

5.1.12 **OT.AC_Pers** *“Access Control for Personalisation of logical MRTD”*

The TOE must ensure that the logical travel document data in EF.DG1 to EF.DG16, the Document Security Object according to LDS [ICAO_9303] and the TSF data can be written by authorized Personalisation Agents only. The logical travel document data in EF.DG1 to EF.DG16 and the TSF data may be written only during and cannot be changed after personalisation of the document.

Application note (23 in [PP_PACE]): The OT.AC_Pers implies that the data of the LDS groups written during personalisation for travel document holder (at least EF.DG1 and EF.DG2) can not be changed using write access after personalisation.

5.1.13 **OT.Configuration** *“Protection of the TOE preparation”*

During Pre-personalization and Personalization phases, the TOE must control the access to its sensitive information and its functions and must provide the means to secure exchanges using cryptographic functions. It must also ensure secure erasing of useless keys.

5.1.14 **OT.Update_File** *“Modification of file in Operational Use Phase”*

During Operational Use phase, the TOE must allow the modification of Updatable Data if the write access to these objects is fulfilled by the Terminal.

5.1.15 **OT.BAC_Expiration** *“Automatic deactivation of BAC protocol”*

During Operational Use phase, the TOE must disable the Basic Access Control protocol if the expiry date of this protocol is exceeded.

5.1.16 **OT.AC_SM_Level** *“Access control to sensitive biometric reference data according to SM level”*

During Operational Use phase, the TOE must allow read access to sensitive biometric data only if the Secure Messaging level reaches or exceeds the one specified in the biometric data Access Conditions data object.

5.1.17 **OT.Secure_Load_ACode** *“Secure loading of the Additional Code”*

The Loader of the Initial TOE shall check an evidence of authenticity and integrity of the loaded Additional Code.



The Loader enforces that only the allowed version of the Additional Code can be loaded on the Initial TOE. The Loader shall forbid the loading of an Additional Code not intended to be assembled with the Initial TOE. During the Load Phase of an Additional Code, the TOE shall remain secure.

5.1.18 **OT.Secure_AC_Activation** “Secure activation of the Additional Code”

Activation of the Additional Code and update of the Identification Data shall be performed at the same time in an Atomic way.

All the operations needed for the code to be able to operate as in the Final TOE shall be completed before activation.

If the Atomic Activation is successful, then the resulting product is the Final TOE, otherwise (in case of interruption or incident which prevents the forming of the Final TOE such as tearing, integrity violation, error case...), the Initial TOE shall remain in its initial state or fail secure.

5.1.19 **OT.TOE_Identification** “Secure identification of the TOE”

The Identification Data identifies the Initial TOE and Additional Code. The TOE provides means to store Identification Data in its non-volatile memory and guarantees the integrity of these data.

After Atomic Activation of the Additional Code, the Identification Data of the Final TOE allows identifications of Initial TOE and Additional Code. The user must be able to uniquely identify Initial TOE and Additional Code(s) which are embedded in the Final TOE.

5.1.20 **OT.DES_SM_Expiration** “Automatic deactivation of DES-based secure messaging”

During Pre-Personalization phase, Personalization Phase and Operational Use phase, the TOE must not authorize the establishment of a secure messaging session whose security relies on the DES algorithm in the event of the expiry of this algorithm.

5.2 Security objectives for the operational environment

5.2.1 Issuing State or Organisation

The issuing State or Organisation will implement the following security objectives of the TOE environment.

5.2.1.1 **OE.Auth_Key_Travel_Document** “Travel document Authentication Key”

The issuing State or Organisation has to establish the necessary public key infrastructure in order to (i) generate the travel document’s Chip Authentication Key Pair, (ii) sign and store the Chip Authentication Public Key in the Chip Authentication Public Key data in EF.DG14 and (iii) support inspection systems of receiving States or Organisations to verify the authenticity of the travel document’s chip used for genuine travel document by certification of the Chip Authentication Public Key by means of the Document Security Object.

Justification: This security objective for the operational environment is needed additionally to those from [PP_PACE] in order to counter the Threat T.Counterfeit as it specifies the pre-requisite for the Chip Authentication Protocol Version 1 which is one of the additional features of the TOE described only in this Protection Profile and not in [PP_PACE].

5.2.1.2 **OE.Authoriz_Sens_Data** “Authorization for Use of Sensitive Biometric Reference Data”

The issuing State or Organisation has to establish the necessary public key infrastructure in order to limit the access to sensitive biometric reference data of travel document holders to authorized receiving States or Organisations. The Country Verifying Certification Authority of the issuing State or Organisation generates card verifiable Document Verifier Certificates for the authorized Document Verifier only.

Justification: This security objective for the operational environment is needed additionally to those from [PP_PACE] in order to handle the Threat T.Read_Sensitive_Data, the Organisational Security Policy

|))))

P.Sensitive_Data and the Assumption A.Auth_PKI as it specifies the pre-requisite for the Terminal Authentication Protocol v.1 as it concerns the need of an PKI for this protocol and the responsibilities of its root instance. The Terminal Authentication Protocol v.1 is one of the additional features of the TOE described only in this Protection Profile and not in [PP_PACE].

5.2.1.3 OE.MRTD_Manufact “Protection of the MRTD Manufacturing”

Appropriate functionality testing of the TOE shall be used in step 4 to 6.

During all manufacturing and test operations, security procedures shall be used through phases 4, 5 and 6 to maintain confidentiality and integrity of the TOE and its manufacturing and test data.

Note: for scheme 3, TOE means the Integrated Circuit and its embedded Loader, the Embedded Software to be loaded and the Logical MRTD data. Therefore, security procedures shall be used to:

1. maintain confidentiality and integrity of the code loading process during Phase 4, Phase 5 and Phase 6,
2. Protect the Loader functionality against misuse, limit the capability of the Loader and terminate irreversibly the Loader after intended usage of the Loader,
3. Implement the authentication verification mechanism and know authentication reference data of the TOE,
4. Fulfil the access conditions required by the Loader.

5.2.1.4 OE.MRTD_Delivery “Protection of the MRTD delivery”

Procedures shall ensure protection of TOE material/information under delivery including the following objectives:

- non-disclosure of any security relevant information,
- identification of the element under delivery,
- meet confidentiality rules (confidentiality level, transmittal form, reception acknowledgment),
- physical protection to prevent external damage,
- secure storage and handling procedures (including rejected TOE's),
- traceability of TOE during delivery including the following parameters:
 - origin and shipment details,
 - reception, reception acknowledgement,
 - location material/information.

Procedures shall ensure that corrective actions are taken in case of improper operation in the delivery process (including if applicable any non-conformance to the confidentiality convention) and highlight all non-conformance to this process.

Procedures shall ensure that people (shipping department, carrier, reception department) dealing with the procedure for delivery have got the required skill, training and knowledge to meet the procedure requirements and be able to act fully in accordance with the above expectations.

Note: for scheme 3, TOE means the Integrated Circuit and its embedded Loader, the Embedded Software to be loaded and the Logical MRTD data. Therefore, security procedures shall be used to:

1. maintain confidentiality and integrity of the code to be loaded during Phase 4, Phase 5 and Phase 6,
2. realize appropriate Loader key management in the environment (confidentiality must be maintained).

5.2.2 Receiving State or Organisation

The receiving State or Organisation will implement the following security objectives of the TOE environment.



5.2.2.1 **OE.Exam_Travel_Document** *“Examination of the physical part of the travel document”*

The inspection system of the receiving State or Organisation must examine the travel document presented by the traveller to verify its authenticity by means of the physical security measures and to detect any manipulation of the physical part of the travel document. The Basic Inspection System for global interoperability (i) includes the Country Signing CA Public Key and the Document Signer Public Key of each issuing State or Organisation, and (ii) implements the terminal part of PACE [ICAO_TR_SAC] and/or the Basic Access Control [ICAO_9303]. Extended Inspection Systems perform additionally to these points the Chip Authentication Protocol Version 1 to verify the Authenticity of the presented travel document’s chip.

Justification: This security objective for the operational environment is needed additionally to those from [PP_PACE] in order to handle the Threat T.Counterfeit and the Assumption A.Insp_Sys by demanding the Inspection System to perform the Chip Authentication protocol v.1. OE.Exam_Travel_Document also repeats partly the requirements from OE.Terminal in [PP_PACE] and therefore also counters T.Forgery and A.Passive_Auth from [PP_PACE]. This is done because a new type of Inspection System is introduced in [PP_EACwPACE] as the Extended Inspection System is needed to handle the additional features of a travel document with Extended Access Control.

5.2.2.2 **OE.Prot_Logical_Travel_Document** *“Protection of data from the logical travel document”*

The inspection system of the receiving State or Organisation ensures the confidentiality and integrity of the data read from the logical travel document. The inspection system will prevent eavesdropping to their communication with the TOE before secure messaging is successfully established based on the Chip Authentication Protocol Version 1.

Justification: This security objective for the operational environment is needed additionally to those from [PP_PACE] in order to handle the Assumption A.Insp_Sys by requiring the Inspection System to perform secure messaging based on the Chip Authentication Protocol v.1.

5.2.2.3 **OE.Ext_Insp_Systems** *“Authorization of Extended Inspection Systems”*

The Document Verifier of receiving States or Organisations authorizes Extended Inspection Systems by creation of Inspection System Certificates for access to sensitive biometric reference data of the logical travel document. The Extended Inspection System authenticates themselves to the travel document’s chip for access to the sensitive biometric reference data with its private Terminal Authentication Key and its Inspection System Certificate.

Justification: This security objective for the operational environment is needed additionally to those from [PP_PACE] in order to handle the Threat T.Read_Sensitive_Data, the Organisational Security Policy P.Sensitive_Data and the Assumption A.Auth_PKI as it specifies the pre-requisite for the Terminal Authentication Protocol v.1 as it concerns the responsibilities of the Document Verifier instance and the Inspection Systems.

5.2.2.4 **OE.Exam_Chip_Auth** *“Examination of the chip authenticity”*

Inspection system performs the Active Authentication Protocol to verify the Authenticity of the presented MRTD’s chip.

5.2.3 Traveler document Issuer as general responsible

The travel document Issuer as the general responsible for the global security policy related will implement the following security objectives for the TOE environment:

5.2.3.1 **OE.Legislative_Compliance** *“Issuing of the travel document”*

The travel document Issuer must issue the travel document and approve it using the terminals complying with all applicable laws and regulations.



5.2.4 Traveler document Issuer and CVCA : travel document's PKI (issuing) branch

The travel document Issuer and the related CSCA will implement the following security objectives for the TOE environment (see also the Application Note 20 above):

5.2.4.1 **OE.Passive_Auth_Sign** “*Authentication of travel document by Signature*”

The travel document Issuer has to establish the necessary public key infrastructure as follows: the CSCA acting on behalf and according to the policy of the travel document Issuer must (i) generate a cryptographically secure CSCA Key Pair, (ii) ensure the secrecy of the CSCA Private Key and sign Document Signer Certificates in a secure operational environment, and (iii) publish the Certificate of the CSCA Public Key (CCSCA). Hereby authenticity and integrity of these certificates are being maintained.

A Document Signer acting in accordance with the CSCA policy must (i) generate a cryptographically secure Document Signing Key Pair, (ii) ensure the secrecy of the Document Signer Private Key, (iii) hand over the Document Signer Public Key to the CSCA for certification, (iv) sign Document Security Objects of genuine travel documents in a secure operational environment only. The digital signature in the Document Security Object relates to all hash values for each data group in use according to [ICAO_9303]. The Personalisation Agent has to ensure that the Document Security Object contains only the hash values of genuine user data according to [ICAO_9303]. The CSCA must issue its certificates exclusively to the rightful organisations (DS) and DSs must sign exclusively correct Document Security Objects to be stored on travel document.

5.2.4.2 **OE.Personalisation** “*Personalisation of travel document*”

The travel document Issuer must ensure that the Personalisation Agents acting on his behalf (i) establish the correct identity of the travel document holder and create the biographical data for the travel document, (ii) enrol the biometric reference data of the travel document holder, (iii) write a subset of these data on the physical Passport (optical personalisation) and store them in the travel document (electronic personalisation) for the travel document holder as defined in [ICAO_9303], (iv) write the document details data, (v) write the initial TSF data, (vi) sign the Document Security Object defined in [ICAO_9303] (in the role of a DS).

5.2.5 Terminal operator : Terminal's receiving branch

5.2.5.1 **OE.Terminal** “*Terminal operating*”

The terminal operators must operate their terminals as follows:

- 1) The related terminals (basic inspection systems, cf. above) are used by terminal operators and by travel document holders as defined in [ICAO_9303].
- 2) The related terminals implement the terminal parts of the PACE protocol [ICAO_TR_SAC], of the Passive Authentication [ICAO_TR_SAC] (by verification of the signature of the Document Security Object) and use them in this order. The PACE terminal uses randomly and (almost) uniformly selected nonces, if required by the protocols (for generating ephemeral keys for Diffie-Hellmann).
- 3) The related terminals need not to use any own credentials.
- 4) The related terminals securely store the Country Signing Public Key and the Document Signer Public Key (in form of C_CSCA and C_DS) in order to enable and to perform Passive Authentication of the travel document (determination of the authenticity of data groups stored in the travel document, [ICAO_9303])
- 5) The related terminals and their environment must ensure confidentiality and integrity of respective data handled by them (e.g. confidentiality of the PACE passwords, integrity of PKI certificates, etc.), where it is necessary for a secure operation of the TOE according to the [PP_PACE].

Application note (24 in [PP_PACE]): OE.Terminal completely covers and extends “OE.Exam_MRTD”, “OE.Passive_Auth_Verif” and “OE.Prot_Logical_MRTD” from [PP_BAC].



5.2.6 Travel document holder Obligations

5.2.6.1 **OE.Travel_Document_Holder** “*Travel document holder Obligations*”

The travel document holder may reveal, if necessary, his or her verification values of the PACE password to an authorized person or device who definitely act according to respective regulations and are trustworthy.

5.3 Security objectives rationale

5.3.1 Introduction

Assumption	Related Security Objective(s)	Rationale
A.Insp_Sys	OE.Exam_Travel_Document OE.Prot_Logical_Travel_Document	§ 5.3.2.1
A.Insp_Sys_Chip_Auth	OE.Exam_Chip_Auth	§ 5.3.2.2
A.Auth_PKI	OE.Autorize_Sens_Data OE.Ext_Insp_Systems	§ 5.3.2.3
A.Passive_Auth	OE.Exam_Travel_Document OE.Passive_Auth_Sign	§ 5.3.2.4
A.MRTD_Manufact	OE.MRTD_Manufact	§ 5.3.2.5
A.MRTD_Delivery	OE.MRTD_Delivery	§ 5.3.2.6

Table 13- Assumptions of the TOE and Security Objectives

Threat	Related Security Objective(s)	Rationale
T.Read_Sensitive_Data	OT.Sens_Data_Conf OE.Authoriz_Sens_Data OE.Ext_Insp_Systems OT.AC_SM_level	§ 5.3.3.1
T.Counterfeit	OT.Chip_Auth_Proof OE.Auth_Key_Travel_Document OE.Exam_Travel_Document OE.Exam_Chip_Auth	§ 5.3.3.2
T.Skimming	OT.Data_Integrity OT.Data_Authenticity OT.Data_Confidentiality OE.Travel_Document_Holder	§ 5.3.3.3
T.Eavesdropping	OT.Data_Confidentiality	§ 5.3.3.4
T.Tracing	OT.Tracing OE.Travel_Document_Holder	§ 5.3.3.5
T.Abuse-Func	OT.Prot_Abuse-Func	§ 5.3.3.6
T.Information_Leakage	OT.Prot_Inf_Leak	§ 5.3.3.7
T.Phys-Tamper	OT.Prot_Phys-Tamper	§ 5.3.3.7
T.Malfunction	OT.Prot_Malfunction	§ 5.3.3.7
T.Forgery	OT.AC_Pers OT.Data_Integrity OT.Data_Authenticity OT.Prot_Abuse-Func OT.Prot_Phys-Tamper OE.Exam_Travel_Document OE.Personalisation OE.Passive_Auth_Sign OE.Terminal	§ 5.3.3.8
T.Configuration	OT.Configuration OT.TOE_Identification	§ 5.3.3.9
T.Forgery_Supplemental_Data	OT.Update_File	§ 5.3.3.10
T.BAC_breaking	OT.BAC_Expiration	§ 5.3.3.11
T.Unauthorized_Load	OT.Secure_Load_ACode OT.TOE_Identification	§ 5.3.3.12
T.Bad_Activation	OT.Secure_AC_Activation OT.TOE_Identification	§ 5.3.3.13
T.DES_Session_Key_Uncovery	OT.DES_SM_Expiration	§ 5.3.3.14

Table 14- Threats of the TOE and Security Objectives



OSP	Related Security Objective(s)	Rationale
P.Sensitive_Data	OT.Sens_Data_Conf OE.Authoriz_Sens_Data OE.Ext_Insp_Systems	§ 5.3.4.1
P.Personalisation	OT.AC_Pers OT.Identification OE.Personalisation	§ 5.3.4.2
P.Manufact	OT.Identification	§ 5.3.4.3
P.Pre-Operational	OT.AC_Pers OT.Identification OE.Personalisation OE.Legislative_Compliance	§ 5.3.4.4
P.Terminal	OE.Exam_Travel_Document OE.Terminal	§ 5.3.4.5
P.Card_PKI	OE.Passive_Auth_Sign	§ 5.3.4.6
P.Trustworthy_PKI	OE.Passive_Auth_Sign	§ 5.3.4.7

Table 15- OSP of the TOE and Security Objectives

5.3.2 Rationales for Assumptions

5.3.2.1 A.Insp_Sys

The examination of the travel document addressed by the assumption **A.Insp_Sys** “*Inspection Systems for global interoperability*” is covered by the security objectives for the TOE environment **OE.Exam_Travel_Document** “*Examination of the physical part of the travel document*” which requires the inspection system to examine physically the travel document, the Basic Inspection System to implement the Basic Access Control, and the Extended Inspection Systems to implement and to perform the Chip Authentication Protocol Version 1 to verify the Authenticity of the presented travel document’s chip. The security objectives for the TOE environment **OE.Prot_Logical_Travel_Document** “*Protection of data from the logical travel document*” require the Inspection System to protect the logical travel document data during the transmission and the internal handling.

5.3.2.2 A.Insp_Sys_Chip_Auth

The examination of the MRTD passport book addressed by the assumption **A.Insp_Sys_Chip_Auth** “*Inspection Systems for global interoperability on chip authenticity*” is covered by the security objectives for the TOE environment **OE.Exam_Chip_Auth** “*Examination of the chip authenticity*”.

5.3.2.3 A.Auth_PKI

The assumption **A.Auth_PKI** “*PKI for Inspection Systems*” is covered by the security objective for the TOE environment **OE.Authoriz_Sens_Data** “*Authorization for Use of Sensitive Biometric Reference Data*” requires the CVCA to limit the read access to sensitive biometrics by issuing Document Verifier certificates for authorized receiving States or Organisations only. The Document Verifier of the receiving State is required by **OE.Ext_Insp_Systems** “*Authorization of Extended Inspection Systems*” to authorize Extended Inspection Systems by creating Inspection System Certificates. Therefore, the receiving issuing State or Organisation has to establish the necessary public key infrastructure.

5.3.2.4 A.Passive_Auth

The assumption **A.Passive_Auth** “*PKI for Passive Authentication*” is directly covered by the security objective for the TOE environment **OE.Passive_Auth_Sign** “*Authentication of travel document by Signature*” from [PP_PACE] covering the necessary procedures for the Country Signing CA Key Pair and the Document Signer Key Pairs. The implementation of the signature verification procedures is covered by **OE.Exam_Travel_Document** “*Examination of the physical part of the travel document*”.



5.3.2.5 A.MRTD_Manufact

The assumption **A.MRTD_Manufact** “MRTD manufacturing on steps 4 to 6” is covered by the security objective for the TOE environment **OE.MRTD_Manufact** “Protection of the MRTD Manufacturing” that requires to use security procedures during all manufacturing steps.

5.3.2.6 A.MRTD_Delivery

The assumption **A.MRTD_Delivery** “MRTD delivery during steps 4 to 6” is covered by the security objective for the TOE environment **OE.MRTD_Delivery** “Protection of the MRTD delivery” that requires to use security procedures during delivery steps of the MRTD.

5.3.3 Rationales for Threats

5.3.3.1 T.Read_Sensitive_Data

The OSP **P.Sensitive_Data** “Privacy of sensitive biometric reference data” is fulfilled and the threat **T.Read_Sensitive_Data** “Read the sensitive biometric reference data” is countered by the TOE-objective **OT.Sens_Data_Conf** “Confidentiality of sensitive biometric reference data” requiring that read access to EF.DG3 and EF.DG4 (containing the sensitive biometric reference data) is only granted to authorized inspection systems. Furthermore it is required that the transmission of these data ensures the data’s confidentiality. The authorization bases on Document Verifier certificates issued by the issuing State or Organisation as required by **OE.Authoriz_Sens_Data** “Authorization for Use of Sensitive Biometric Reference Data”. The Document Verifier of the receiving State has to authorize Extended Inspection Systems by creating appropriate Inspection System certificates for access to the sensitive biometric reference data as demanded by **OE.Ext_Insp_Systems** “Authorization of Extended Inspection Systems”.

This threat is also covered by **OT.AC_SM_Level** “Access control to sensitive biometric reference data according to SM level” that enhances this protection by allowing the issuing State or Organization to require the usage of a secure messaging with a minimum security level for accessing the sensitive biometric reference data. The strength of the secure messaging is tightly bound to the underlying block Cipher involved (DES, AES-128/192/256). This objective allows an issuing State or Organization to set a secure messaging level it considers as sufficient to ensure a long term confidentiality of the sensitive biometric data of its citizen when being read.

5.3.3.2 T.Counterfeit

The threat **T.Counterfeit** “Counterfeit of travel document chip data” addresses the attack of unauthorized copy or reproduction of the genuine travel document’s chip. This attack is thwarted by chip an identification and authenticity proof required by **OT.Chip_Auth_Proof** “Proof of the travel document’s chip authenticity” using an authentication key pair to be generated by the issuing State or Organisation. The Public Chip Authentication Key has to be written into EF.DG14 and signed by means of Documents Security Objects as demanded by **OE.Auth_Key_Travel_Document** “Travel document Authentication Key”. According to **OE.Exam_Travel_Document** “Examination of the physical part of the travel document” the General Inspection system has to perform the Chip Authentication Protocol Version 1 to verify the authenticity of the travel document’s chip.

This threat is also covered by **OE.Auth_Key_Travel_Document** “Travel document Authentication Key” using a authentication key pair to be generated by the issuing State or Organization. The Public Active Authentication Key has to be written into EF.DG15 and signed by means of Documents Security. According to **OE.Exam_Chip_Auth** “Examination of the chip authenticity” the inspection system has to perform the Active Authentication Protocol to verify the authenticity of the MRTD’s chip.

5.3.3.3 T.Skimming

The threat **T.Skimming** “Skimming travel document / Capturing Card-Terminal Communication” addresses accessing the User Data (stored on the TOE or transferred between the TOE and the terminal) using the TOE’s



contactless/contact interface. This threat is countered by the security objectives **OT.Data_Integrity** “*Integrity of Data*”, **OT.Data_Authenticity** “*Authenticity of Data*” and **OT.Data_Confidentiality** “*Confidentiality of Data*” through the PACE authentication. The objective **OE.Travel_Document_Holder** “*Travel document holder Obligations*” ensures that a PACE session can only be established either by the travel document holder itself or by an authorised person or device, and, hence, cannot be captured by an attacker.

5.3.3.4 T.Eavesdropping

The threat **T.Eavesdropping** “*Eavesdropping on the communication between the TOE and the PACE terminal*” addresses listening to the communication between the TOE and a rightful terminal in order to gain the User Data transferred there. This threat is countered by the security objective **OT.Data_Confidentiality** “*Confidentiality of Data*” through a trusted channel based on the PACE authentication.

5.3.3.5 T.Tracing

The threat **T.Tracing** “*Tracing travel document*” addresses gathering TOE tracing data identifying it remotely by establishing or listening to a communication via the contactless/contact interface of the TOE, whereby the attacker does not a priori know the correct values of the PACE password. This threat is directly countered by security objectives **OT.Tracing** “*Tracing travel document*” (no gathering TOE tracing data) and **OE.Travel_Document_Holder** “*Travel document holder Obligations*” (the attacker does not a priori know the correct values of the shared passwords).

5.3.3.6 T.Abuse-Func

The threat **T.Abuse-Func** “*Abuse of Functionality*” addresses attacks of misusing TOE’s functionality to manipulate or to disclosure the stored User- or TSF-data as well as to disable or to bypass the soft-coded security functionality. The security objective **OT.Prot_Abuse-Func** “*Protection against Abuse of Functionality*” ensures that the usage of functions having not to be used in the operational phase is effectively prevented.

5.3.3.7 T.Information_Leakage, T.Phys-Tamper and T.Malfunction

The threats **T.Information_Leakage** “*Information Leakage from travel document*”, **T.Phys-Tamper** “*Physical Tampering*” and **T.Malfunction** “*Malfunction due to Environmental Stress*” are typical for integrated circuits like smart cards under direct attack with high attack potential. The protection of the TOE against these threats is obviously addressed by the directly related security objectives **OT.Prot_Inf_Leak** “*Protection against Information Leakage*”, **OT.Prot_Phys-Tamper** “*Protection against Physical Tampering*” and **OT.Prot_Malfunction** “*Protection against Malfunctions*”, respectively.

5.3.3.8 T.Forgery

The threat **T.Forgery** “*Forgery of Data*” addresses the fraudulent, complete or partial alteration of the User Data or/and TSF-data stored on the TOE or/and exchanged between the TOE and the terminal. The security objective **OT.AC_Pers** “*Access Control for Personalisation of logical MRTD*” requires the TOE to limit the write access for the travel document to the trustworthy Personalisation Agent (cf. OE.Personalisation). The TOE will protect the integrity and authenticity of the stored and exchanged User Data or/and TSF-data as aimed by the security objectives **OT.Data_Integrity** “*Integrity of Data*” and **OT.Data_Authenticity** “*Authenticity of Data*”, respectively. The objectives **OT.Prot_Phys-Tamper** “*Protection against Physical Tampering*” and **OT.Prot_Abuse-Func** “*Protection against Abuse of Functionality*” contribute to protecting integrity of the User Data or/and TSF-data stored on the TOE. A terminal operator operating his terminals according to **OE.Terminal** “*Terminal operating*” and performing the Passive Authentication using the Document Security Object as aimed by **OE.Passive_Auth_Sign** “*Authentication of travel document by Signature*” will be able to effectively verify integrity and authenticity of the data received from the TOE.

Additionally to the security objectives from [PP_PACE] (see above) which counter this threat, the examination of the presented MRTD passport book according to **OE.Exam_Travel_Document** “*Examination of the physical part of the travel document*” shall ensure its authenticity by means of the physical security measures and detect any manipulation of the physical part of the travel document.



5.3.3.9 T.Configuration

The threat **T.Configuration** “*Tampering attempt of the TOE during preparation*” addresses attacks in Pre-personalization and Personalization phases. The attacker trying to access to unauthorized TOE functions, trying to access or to modify sensitive information exchanged between the TOE and the Personalization system. Protection of the TOE during these two phases is directly addressed by **OT.Configuration** “*Protection of the TOE preparation*”. **OT.TOE_Identification** also covers this threat allowing to identify uniquely the Final TOE.

5.3.3.10 T.Forgery_Supplemental_Data

The threat **T.Forgery_Supplemental_Data** “*Forgery of supplemental data stored in the TOE*” addresses the fraudulent alteration of Updatable Data. The TOE protects the update of these data thanks to **OT.Update_File** “*Modification of file in Operational Use Phase*” that ensures inspection system are authenticated and data to be updated are sent through a secure channel ensuring integrity, authenticity and confidentiality.

5.3.3.11 T.BAC_breaking

The threat **T.BAC_breaking** “*BAC protocol is broken*” addresses the attack aiming at breaking the BAC protocol. The protection of the TOE against this threat is addressed by security objective **OT.BAC_Expiration** “*Automatic deactivation of BAC protocol*” which is directly related to it. It prevents an attacker to perform offline dictionary attacks on transaction log, in order to preserve confidentiality of data and avoid citizen traceability.

5.3.3.12 T.Unauthorized_Load

The threat **T.Unauthorized_Load** addresses the attack of loading an unauthorized code on the smart card product, when the loader (additional code loader) is available, that means in phase 5. Although this threat is mitigated by the conditions of loading in a secure environment, the TOE scope considers this attack as the TOE delivery point is end of phase 3. This threat is mitigated by the authentication of the Pre-personalization Agent with MSK and the calculation of the DIV_LSK which constitutes in itself the proof of authenticity and integrity of the additional code to be loaded. The objective **OT.Secure_Load_ACode** “*Secure loading of the Additional Code*” covers then this threat. **OT.TOE_Identification** also covers this threat allowing to identify uniquely the Final TOE.

5.3.3.13 T.Bad_Activation

The threat **T.Bad_Activation** addresses the attack of perturbation of activation an allowed source code. We consider that the source code allowance for this threat is correct, that means that this threat only covers allowed source code. The attacker perturbrates the activation such as to invalidate the additional source code activation or obtaining a bad TOE. This threat is mitigated by the objective **OT.Secure_AC_Activation** “*Secure activation of the Additional Code*” which requires the TOE protects this activation. This activation is performed within one LOAD_SECURE command. **OT.TOE_Identification** also covers this threat allowing to identify uniquely the Final TOE.

5.3.3.14 T.DES_Session_Key_Uncovery

The threat **T.DES_Session_Key_Uncovery** “*DES session keys are uncovered*” addresses the attack aiming at uncovering the session keys from an already established secure channel, whose security relies on the DES algorithm. The security objective **OT.DES_SM_Expiration** “*Automatic deactivation of DES-based secure messaging*” assures the protection of the TOE against this threat as it prevents establishment of a DES-based secure channel from the moment the DES algorithm has been revoked.



5.3.4 Rationales for Organisational Security Policies

5.3.4.1 P.Sensitive_Data

See §5.3.3.1 T.Read_Sensitive_Data

5.3.4.2 P.Personalisation

The OSP **P.Personalisation** “*Personalisation of the travel document by issuing State or Organisation only*” addresses the (i) the enrolment of the logical travel document by the Personalisation Agent as described in the security objective for the TOE environment **OE.Personalisation** “*Personalisation of travel document*”, and (ii) the access control for the user data and TSF data as described by the security objective **OT.AC_Pers** “*Access Control for Personalisation of logical MRTD*” Note the manufacturer equips the TOE with the Personalisation Agent Key(s) according to **OT.Identification** “*Identification of the TOE*”. The security objective **OT.AC_Pers** “*Access Control for Personalisation of logical MRTD*” limits the management of TSF data and the management of TSF to the Personalisation Agent.

5.3.4.3 P.Manufact

The OSP **P.Manufact** “*Manufacturing of the travel document’s chip*” requires a unique identification of the IC by means of the Initialization Data and the writing of the Pre-personalisation Data as being fulfilled by **OT.Identification** “*Identification of the TOE*”.

5.3.4.4 P.PRE-Operational

The OSP **P.Pre-Operational** “*Pre-operational handling of the travel document*” is enforced by the following security objectives: **OT.Identification** “*Identification of the TOE*” is affine to the OSP’s property ‘traceability before the operational phase’; **OT.AC_Pers** “*Access Control for Personalisation of logical MRTD*” and **OE.Personalisation** “*Personalisation of travel document*” together enforce the OSP’s properties ‘correctness of the User- and the TSF-data stored’ and ‘authorisation of Personalisation Agents’; **OE.Legislative_Compliance** “*Issuing of the travel document*” is affine to the OSP’s property ‘compliance with laws and regulations’.

5.3.4.5 P.Terminal

The OSP **P.Terminal** “*Abilities and trustworthiness of terminals*” is obviously enforced by the objective **OE.Terminal** “*Terminal operating*”, whereby the one-to-one mapping between the related properties is applicable.

The OSP **P.Terminal** “*Abilities and trustworthiness of terminals*” is countered by the security objective **OE.Exam_Travel_Document** “*Examination of the physical part of the travel document*” additionally to the security objectives from [PP_PACE] (see above). **OE.Exam_Travel_Document** “*Examination of the physical part of the travel document*” enforces the terminals to perform the terminal part of the PACE protocol.

5.3.4.6 P.Card_PKI

The OSP **P.Card_PKI** “*PKI for Passive Authentication (issuing branch)*” is enforced by establishing the issuing PKI branch as aimed by the objectives **OE.Passive_Auth_Sign** “*Authentication of travel document by Signature*” (for the Document Security Object).

5.3.4.7 P.Trustworthy_PKI

The OSP **P.Trustworthy_PKI** “*Trustworthiness of PKI*” is enforced by **OE.Passive_Auth_Sign** “*Authentication of travel document by Signature*” (for CSCA, issuing PKI branch).



6 EXTENDED COMPONENTS DEFINITION

6.1 Extended components definition

6.1.1 Definition of the Family FAU_SAS

To define the security functional requirements of the TOE a sensitive family (FAU_SAS) of the Class FAU (Security Audit) is defined here. This family describes the functional requirements for the storage of audit data. It has a more general approach than FAU_GEN, because it does not necessarily require the data to be generated by the TOE itself and because it does not give specific details of the content of the audit records.

The family "Audit data storage (FAU_SAS)" is specified as follows.

FAU_SAS **"Audit data storage"**

Family behavior

This family defines functional requirements for the storage of audit data.

Component leveling

FAU_SAS.1 Requires the TOE to the possibility to store audit data

Management: FAU_SAS.1

There are no management activities foreseen.

Audit: FAU_SAS.1

There are no actions defined to be auditable.

FAU_SAS.1 **"Audit storage"**

Hierarchical to: No other components.

Dependencies: No dependencies.

FAU_SAS.1.1 The TSF shall provide [assignment: *authorized users*] with the capability to store [assignment: *list of audit information*] in the audit records.

6.1.2 Definition of the Family FCS_RND

To define the IT security functional requirements of the TOE a sensitive family (FCS_RND) of the Class FCS (cryptographic support) is defined here. This family describes the functional requirements for random number generation used for cryptographic purposes. The component FCS_RND is not limited to generation of cryptographic keys unlike the component FCS_CKM.1. The similar component FIA_SOS.2 is intended for non-cryptographic use.

The family “Generation of random numbers (FCS_RND)” is specified as follows.

FCS_RND “*Generation of random numbers*”

Family behavior

This family defines quality requirements for the generation of random numbers which are intended to be used for cryptographic purposes.

Component leveling:

FCS_RND.1 Generation of random numbers requires that random numbers meet a defined quality metric.

Management: FCS_RND.1
 There are no management activities foreseen.

Audit: FCS_RND.1
 There are no actions defined to be auditable.

FCS_RND.1 “*Quality metric for random numbers*”

Hierarchical to: No other components.

Dependencies: No dependencies.

FCS_RND.1.1 The TSF shall provide a mechanism to generate random numbers that meet [assignment: *a defined quality metric*].



6.1.3 Definition of the Family FMT_LIM

The family FMT_LIM describes the functional requirements for the Test Features of the TOE. The new functional requirements were defined in the class FMT because this class addresses the management of functions of the TSF. The examples of the technical mechanism used in the TOE show that no other class is appropriate to address the specific issues of preventing the abuse of functions by limiting the capabilities of the functions and by limiting their availability.

The family “Limited capabilities and availability (FMT_LIM)” is specified as follows.

FMT_LIM **“Limited capabilities and availability”**

Family behavior

This family defines requirements that limit the capabilities and availability of functions in a combined manner. Note that FDP_ACF restricts the access to functions whereas the Limited capability of this family requires the functions themselves to be designed in a specific manner.

Component leveling:

FMT_LIM.1	Limited capabilities requires that the TSF is built to provide only the capabilities (perform action, gather information) necessary for its genuine purpose.
FMT_LIM.2	Limited availability requires that the TSF restrict the use of functions (refer to Limited capabilities (FMT_LIM.1)). This can be achieved, for instance, by removing or by disabling functions in a specific phase of the TOE’s life-cycle).
Management:	FMT_LIM.1, FMT_LIM.2 There are no management activities foreseen.
Audit:	FMT_LIM.1, FMT_LIM.2 There are no actions defined to be auditable.

To define the IT security functional requirements of the TOE a sensitive family (FMT_LIM) of the Class FMT (Security Management) is defined here. This family describes the functional requirements for the Test Features of the TOE. The new functional requirements were defined in the class FMT because this class addresses the management of functions of the TSF. The examples of the technical mechanism used in the TOE show that no other class is appropriate to address the specific issues of preventing the abuse of functions by limiting the capabilities of the functions and by limiting their availability.

FMT_LIM.1 **“Limited capabilities”**

Hierarchical to: No other components.

Dependencies: FMT_LIM.2 Limited availability.

FMT_LIM.1.1 The TSF shall be designed in a manner that limits their capabilities so that in conjunction with “Limited availability (FMT_LIM.2)” the following policy is enforced [assignment: *Limited capability and availability policy*].

The TOE Functional Requirement “Limited availability (FMT_LIM.2)” is specified as follows.



FMT_LIM.2 **“Limited availability”**

Hierarchical to: No other components.

Dependencies: FMT_LIM.1 Limited capabilities.

FMT_LIM.2.1 The TSF shall be designed in a manner that limits their availability so that in conjunction with “Limited capabilities (FMT_LIM.1)” the following policy is enforced [assignment: *Limited capability and availability policy*].

6.1.4 Definition of the Family FPT_EMS

The sensitive family FPT_EMS (TOE Emanation) of the Class FPT (Protection of the TSF) is defined here to describe the IT security functional requirements of the TOE. The TOE shall prevent attacks against the TOE and other secret data where the attack is based on external observable physical phenomena of the TOE. Examples of such attacks are evaluation of TOE’s electromagnetic radiation, simple power analysis (SPA), differential power analysis (DPA), timing attacks, etc. This family describes the functional requirements for the limitation of intelligible emanations which are not directly addressed by any other component of [CC_2].

The family “TOE Emanation (FPT_EMS)” is specified as follows.

Family behavior

This family defines requirements to mitigate intelligible emanations.

Component levelling:

FPT_EMS.1 TOE emanation has two constituents:

FPT_EMS.1.1 Limit of Emissions requires to not emit intelligible emissions enabling access to TSF data or user data.

FPT_EMS.1.2 Interface Emanation requires to not emit interface emanation enabling access to TSF data or user data.

Management: FPT_EMS.1
There are no management activities foreseen.

Audit: FPT_EMS.1
There are no actions defined to be auditable.

FPT_EMS.1 **“TOE Emanation”**

Hierarchical to: No other components.

Dependencies: No dependencies.

FPT_EMS.1.1 The TOE shall not emit [assignment: *types of emissions*] in excess of [assignment: *specified limits*] enabling access to [assignment: *list of types of TSF data*] and [assignment: *list of types of user data*].

FPT_EMS.1.2 The TSF shall ensure [assignment: *type of users*] are unable to use the following interface [assignment: *type of connection*] to gain access to assignment: *list of types of TSF data*] and [assignment: *list of types of user data*].



6.1.5 Definition of the Family FIA_API

To describe the IT security functional requirements of the TOE a sensitive family (FIA_API) of the Class FIA (Identification and authentication) is defined here. This family describes the functional requirements for the proof of the claimed identity for the authentication verification by an external entity where the other families of the class FIA address the verification of the identity of an external entity.

FIA_API **“Authentication Proof of Identity”**

Family behavior

This family defines functions provided by the TOE to prove their identity and to be verified by an external entity in the TOE IT environment.

Component leveling:

FIA_API.1 Authentication Proof of Identity.

Management: FIA_API.1

The following actions could be considered for the management functions in FMT: Management of authentication information used to prove the claimed identity.

Audit: There are no actions defined to be auditable.

FIA_API.1 **“Authentication Proof of Identity”**

Hierarchical to: No other components.

Dependencies: No dependencies.

FIA_API.1.1 The TSF shall provide a [assignment: *authentication mechanism*] to prove the identity of the [assignment: *authorized user or role*].



7 SECURITY REQUIREMENTS

7.1 Security functional requirements

This section on security functional requirements for the TOE is divided into sub-section following the main security functionality.

SFR in ST	SFR in [PP_EACwPACE]	Descr.	Step			
			Before 5	5	6	7
FAU_SAS.1.1	FAU_SAS.1.1	7.1.1.1	✓	✗	✗	✗
FCS_CKM.1.1/DH_PACE	FCS_CKM.1.1/DH_PACE	7.1.2.1	✗	✗	✗	✓
FCS_CKM.1.1/CA	FCS_CKM.1.1/CA		✗	✗	✗	✓
FCS_CKM.1.1/MSK_DIV	Additional SFR		✗	✓	✗	✗
FCS_CKM.1.1/GP			✗	✓	✓	✗
FCS_CKM.1.1/LSK_DIV			✗	✓	✗	✗
FCS_CKM.1.1/KEY_GEN			✗	✓	✓	✗
FCS_CKM.4.1	FCS_CKM.4.1	7.1.2.2	✗	✓	✓	✓
FCS_COP.1.1/PACE_ENC	FCS_COP.1.1/PACE_ENC	7.1.2.3	✗	✗	✗	✓
FCS_COP.1.1/PACE_MAC	FCS_COP.1.1/PACE_MAC		✗	✗	✗	✓
FCS_COP.1.1/CA_ENC	FCS_COP.1.1/CA_ENC		✗	✗	✗	✓
FCS_COP.1.1/SIG_VER	FCS_COP.1.1/SIG_VER		✗	✗	✗	✓
FCS_COP.1.1/CA_MAC	FCS_COP.1.1/CA_MAC		✗	✗	✗	✓
FCS_COP.1.1/MSK_SHA	Additional SFR		✗	✓	✗	✗
FCS_COP.1.1/GP_ENC			✗	✓	✓	✗
FCS_COP.1.1/GP_AUTH			✗	✓	✓	✗
FCS_COP.1.1/GP_MAC			✗	✓	✓	✗
FCS_COP.1.1/GP_SDT_DEC			✗	✓	✓	✗
FCS_COP.1.1/ADDCODE_DEC			✗	✓	✗	✗
FCS_COP.1.1/ADDCODE_MAC			✗	✓	✗	✗
FCS_COP.1.1/ADDCODE_SHA			✗	✓	✗	✗
FCS_COP.1.1/SIG_GEN			✗	✗	✗	✓
FCS_COP.1.1/CA_DATA_GEN		✗	✗	✗	✓	
FCS_RND.1.1	FCS_RND.1.1	7.1.2.4	✗	✓	✓	✓
FIA_UID.1.1/PACE	FIA_UID.1.1/PACE	7.1.3.1	✗	✓	✓	✓
FIA_UID.1.2/PACE	FIA_UID.1.2/PACE		✗	✓	✓	✓
FIA_UID.1.1/PACE_CAM	Additional SFR		✗	✓	✓	✓
FIA_UID.1.2/PACE_CAM			✗	✓	✓	✓
FIA_UAU.1.1/PACE	FIA_UAU.1.1/PACE	7.1.3.2	✗	✓	✓	✓
FIA_UAU.1.2/PACE	FIA_UAU.1.2/PACE		✗	✓	✓	✓
FIA_UAU.1.1/PACE_CAM	Additional SFR		✗	✓	✓	✓
FIA_UAU.1.2/PACE_CAM			✗	✓	✓	✓
FIA_UAU.4.1/PACE	FIA_UAU.4.1/PACE	7.1.3.3	✗	✓	✓	✓
FIA_UAU.5.1/PACE	FIA_UAU.5.1/PACE	7.1.3.4	✗	✓	✓	✓
FIA_UAU.5.2/PACE	FIA_UAU.5.2/PACE		✗	✓	✓	✓
FIA_UAU.5.2/PACE_CAM	Additional SFR		✗	✓	✓	✓
FIA_UAU.6.1/PACE	FIA_UAU.6.1/PACE	7.1.3.5	✗	✗	✗	✓
FIA_UAU.6.1/EAC	FIA_UAU.6.1/EAC		✗	✗	✗	✓
FIA_UAU.6.1/MP	Additional SFR		✗	✓	✓	✗
FIA_UAU.6.1/ADD_CODE			✗	✓	✗	✗
FIA_AFL.1.1/PACE	FIA_AFL.1.1/PACE	7.1.3.6	✗	✗	✗	✓
FIA_AFL.1.2/PACE	FIA_AFL.1.2/PACE		✗	✗	✗	✓

SFR in ST	SFR in [PP_EACwPACE]	Descr.	Step				
			Before 5	5	6	7	
FIA_AFL.1.1/MP	Additional SFR		x	✓	✓	x	
FIA_AFL.1.2/MP			x	✓	✓	x	
FIA_API.1.1/CA	FIA_API.1.1	7.1.3.7	x	x	x	✓	
FIA_API.1.1/AA	Additional SFR		x	x	x	✓	
FIA_API.1.1/PACE_CAM			x	x	x	✓	
FDP_ACC.1.1/TRM	FDP_ACC.1.1/TRM	7.1.4.1	x	x	x	✓	
FDP_ACC.1.1/MP	Additional SFR		x	✓	✓	x	
FDP_ACC.1.1/ID			x	✓	✓	✓	
FDP_ACC.1.1/UPD_FILE			x	x	x	✓	
FDP_ACF.1.1/TRM	FDP_ACF.1.1/TRM	7.1.4.2	x	x	x	✓	
FDP_ACF.1.2/TRM	FDP_ACF.1.2/TRM		x	x	x	✓	
FDP_ACF.1.3/TRM	FDP_ACF.1.3/TRM		x	x	x	✓	
FDP_ACF.1.4/TRM	FDP_ACF.1.4/TRM		x	x	x	✓	
FDP_ACF.1.1/MP	Additional SFR		x	✓	✓	x	
FDP_ACF.1.2/MP			x	✓	✓	x	
FDP_ACF.1.3/MP			x	✓	✓	x	
FDP_ACF.1.4/MP			x	✓	✓	x	
FDP_ACF.1.1/ID			x	✓	✓	✓	
FDP_ACF.1.2/ID			x	✓	✓	✓	
FDP_ACF.1.3/ID			x	✓	✓	✓	
FDP_ACF.1.4/ID			x	✓	✓	✓	
FDP_ACF.1.1/UPD_FILE			x	x	✓	✓	
FDP_ACF.1.2/UPD_FILE			x	x	✓	✓	
FDP_ACF.1.3/UPD_FILE			x	x	✓	✓	
FDP_ACF.1.4/UPD_FILE			x	x	✓	✓	
FDP_RIP.1.1		FDP_RIP.1.1	7.1.4.3	x	x	x	✓
FDP_UCT.1.1/TRM		FDP_UCT.1.1/TRM	7.1.4.4	x	x	x	✓
FDP_UCT.1.1/MP		Additional SFR		x	✓	✓	x
FDP_UCT.1.1/ADD_CODE			x	✓	x	x	
FDP_UIT.1.1/TRM	FDP_UIT.1.1/TRM	7.1.4.5	x	x	x	✓	
FDP_UIT.1.2/TRM	FDP_UIT.1.2/TRM		x	x	x	✓	
FDP_UIT.1.1/MP	Additional SFR		x	✓	✓	x	
FDP_UIT.1.2/MP			x	✓	✓	x	
FDP_UIT.1.1/ADD_CODE			x	✓	x	x	
FDP_UIT.1.2/ADD_CODE			x	✓	x	x	
FDP_ITC.1.1/MP	Additional SFR	x	✓	✓	x		
FDP_ITC.1.2/MP		x	✓	✓	x		
FDP_ITC.1.3/MP		x	✓	✓	x		
FMT_MOF.1.1/PROT	Additional SFR	7.1.5.1	x	✓	✓	x	
FMT_MOF.1.1/GP			x	✓	✓	x	
FMT_MOF.1.1/BAC_EXP			x	✓	✓	✓	
FMT_MOF.1.1/DES_SM_EXP			x	✓	✓	✓	
FMT_SMF.1.1	FMT_SMF.1.1	7.1.5.2	✓	✓	✓	x	
FMT_SMR.1.1/PACE	FMT_SMR.1.1/PACE	7.1.5.3	x	✓	✓	✓	
FMT_SMR.1.2/PACE	FMT_SMR.1.2/PACE		x	✓	✓	✓	
FMT_LIM.1.1	FMT_LIM.1.1	7.1.5.4	x	✓	✓	✓	
FMT_LIM.2.1	FMT_LIM.2.1	7.1.5.5	x	✓	✓	✓	
FMT_MTD.1.1/INI_ENA	FMT_MTD.1.1/INI_ENA	7.1.5.6	x	✓	✓	✓	
FMT_MTD.1.1/INI_DIS	FMT_MTD.1.1/INI_DIS		x	✓	✓	✓	
FMT_MTD.1.1/PA	FMT_MTD.1.1/PA		x	✓	✓	✓	
FMT_MTD.1.1/CVCA_INI	FMT_MTD.1.1/CVCA_INI		x	✓	✓	✓	

SFR in ST	SFR in [PP_EACwPACE]	Descr.	Step			
			Before 5	5	6	7
FMT_MTD.1.1/CVCA_UPD	FMT_MTD.1.1/CVCA_UPD		x	✓	✓	✓
FMT_MTD.1.1/DATE	FMT_MTD.1.1/DATE		x	✓	✓	✓
FMT_MTD.1.1/CAPK	FMT_MTD.1.1/CAPK		x	✓	✓	✓
FMT_MTD.1.1/KEY_READ	FMT_MTD.1.1/KEY_READ		✓	✓	✓	✓
FMT_MTD.1.1/PACE_PWD	Additional SFR		x	✓	✓	✓
FMT_MTD.1.1/MP_KEY_WRITE			✓	✓	✓	✓
FMT_MTD.1.1/AA_KEY_WRITE			x	✓	✓	✓
FMT_MTD.1.1/LCS_PREP			x	✓	✓	✓
FMT_MTD.1.1/LCS_PERS			x	✓	✓	✓
FMT_MTD.1.1/LSK_READ			✓	✓	✓	✓
FMT_MTD.1.1/ADDCODE_LOAD			x	✓	✓	✓
FMT_MTD.1.1/ADDCODE_ACT			x	✓	✓	✓
FMT_MTD.1.1/AA_KEY_GEN			x	✓	✓	✓
FMT_MTD.1.1/CA_KEY_GEN			x	✓	✓	✓
FMT_MTD.1.1/BAC_EXP			x	✓	✓	✓
FMT_MTD.1.1/DES_SM_EXP			x	✓	✓	✓
FMT_MTD.1.1/UPD_FILE			x	✓	✓	✓
FMT_MTD.1.1/SM_LVL			x	✓	✓	✓
FMT_MTD.1.1/DBI			x	✓	✓	✓
FMT_MTD.3.1	FMT_MTD.3.1		7.1.5.7	x	x	x
Separator						
FPT_EMS.1.1	FPT_EMS.1.1	7.1.6.1	x	✓	✓	✓
FPT_EMS.1.2	FPT_EMS.1.2		x	✓	✓	✓
FPT_FLS.1.1	FPT_FLS.1.1	7.1.6.2	x	✓	✓	✓
FPT_TST.1.1	FPT_TST.1.1	7.1.6.3	x	✓	✓	✓
FPT_TST.1.2	FPT_TST.1.2		x	✓	✓	✓
FPT_TST.1.3	FPT_TST.1.3		x	✓	✓	✓
FPT_PHP.3.1	FPT_PHP.3.1	7.1.6.4	x	✓	✓	✓
Separator						
FTP_ITC.1.1/PACE	FTP_ITC.1.1/PACE	7.1.7.1	x	x	x	✓
FTP_ITC.1.2/PACE	FTP_ITC.1.2/PACE		x	x	x	✓
FTP_ITC.1.3/PACE	FTP_ITC.1.3/PACE		x	x	x	✓
FTP_ITC.1.1/MP	Additional SFR		x	✓	✓	x
FTP_ITC.1.2/MP			x	✓	✓	x
FTP_ITC.1.3/MP			x	✓	✓	x

Table 16 – SFR of the TOE

7.1.1 Class FAU “Security Audit”

7.1.1.1 FAU_SAS.1 “Audit Storage”

Hierarchical to: No other components.

Dependencies: No dependencies

FAU_SAS.1.1 The TSF shall provide **the Manufacturer** with the capability to store **the IC Identification Data** in the audit records.

7.1.2 Class FCS “Cryptographic Support”

7.1.2.1 FCS_CKM.1 “Cryptographic key generation”

Hierarchical to: No other components.

Dependencies: [FCS_CKM.2 Cryptographic key distribution or
FCS_COP.1 Cryptographic operation]
FCS_CKM.4 Cryptographic key destruction

FCS_CKM.1.1/
DH_PACE The TSF shall generate cryptographic keys in accordance with a specified cryptographic key generation algorithm **[Algorithm]** and specified cryptographic key sizes **[Key size(s)]** that meet the following: **[Standard]**.

Algorithm	Key size(s)	Standard
DH compliant to PKCS#3	1024 to 2048 bit by steps of 256 bits	[ICAO_TR_SAC]
ECDH compliant to [TR_03111]	192 to 521 bit	

FCS_CKM.1.1/
CA The TSF shall generate cryptographic keys in accordance with a specified cryptographic key generation algorithm **[Algorithm]** and specified cryptographic key sizes **[Key size(s)]** that meet the following: **[Standard]**.

Algorithm	Key size(s)	Standard
DH compliant to PKCS#3	1024 to 2048 bit by steps of 256 bits	[TR_03110]
ECDH compliant to [ISO_15946]	192 to 521 bit	

FCS_CKM.1.1/
MSK_DIV The TSF shall generate cryptographic keys in accordance with a specified cryptographic key generation algorithm **MSK derivation from initial MSK, using SHA-256** and specified cryptographic key sizes **256 bit** that meet the following: **none**.

Application note: In Step 5, (Master) MSK is diversified during the first command, and then replaced by the derived MSK generated by FCS_CKM.1/MSK. The secure erasing of the keys is ensured by FCS_CKM.4.

FCS_CKM.1.1/
GP The TSF shall generate cryptographic keys in accordance with a specified cryptographic key generation algorithm **[Algorithm]** and specified cryptographic key sizes **[Key size(s)]** that meet the following: **[Standard]**.

Algorithm	Key size(s)	Standard
Triple-DES in CBC mode	112 bit	[GPC_SPE_034]; appendix E.4.1
AES in CBC mode	128, 192, 256 bit	



FCS_CKM.1.1/
LSK_DIV The TSF shall generate cryptographic keys in accordance with a specified cryptographic key generation algorithm **LSK derivation from Initial LSK and Derivation Data, using AES 128 ECB** and specified cryptographic key sizes **128 bit** that meet the following: **None**.

FCS_CKM.1.1/
KEY_GEN The TSF shall generate cryptographic keys in accordance with a specified cryptographic key generation algorithm **[Algorithm]** and specified cryptographic key sizes **[key size(s)]** that meet the following:**[standard]**.

Algorithm	key size(s)	standard
RSA key generation	1024 to 2048 in steps of 256 bits	[ANSIX9.31]
Key pair over Elliptic curve	192 to 521 bit with prime field p	[IEEE]

7.1.2.2 FCS_CKM.4 “Cryptographic key destruction”

Hierarchical to: No other components.

Dependencies: [FDP_ITC.1 Import of user data without security attributes, or FDP_ITC.2 Import of user data with security attributes, or FCS_CKM.1 Cryptographic key generation]

FCS_CKM.4.1 The TSF shall destroy cryptographic keys in accordance with a specified cryptographic key destruction method **zeroisation** that meets the following: **none**.

Application note: This SFR addresses the destruction of the MSK, ISK, and SM sessions keys.

7.1.2.3 FCS_COP.1 “Cryptographic operation”

Hierarchical to: No other components.

Dependencies: [FDP_ITC.1 Import of user data without security attributes, or FDP_ITC.2 Import of user data with security attributes, or FCS_CKM.1 Cryptographic key generation] FCS_CKM.4 Cryptographic key destruction

FCS_COP.1.1/
PACE_ENC The TSF shall perform **secure messaging – encryption and decryption** in accordance with a specified cryptographic algorithm **[Algorithm]** and cryptographic key sizes **[Key size(s)]** that meets the following: **[Standard]**.

Algorithm	Key size(s)	Standard
Triple-DES in CBC mode	112 bit	[ICAO_TR_SAC]
AES in CBC mode	128, 192 and 256 bit	

FCS_COP.1.1/
PACE_MAC The TSF shall perform **secure messaging – message authentication code** in accordance with a specified cryptographic algorithm **[Algorithm]** and cryptographic key sizes **[Key size(s)]** that meets the following **[Standard]**.

Algorithm	Key size(s)	Standard
Retail MAC	112 bit	[ICAO_TR_SAC]
AES CMAC	128, 192 and 256 bit	



FCS_COP.1.1/
CA_ENC

The TSF shall perform **secure messaging – encryption and decryption** in accordance with a specified cryptographic algorithm **[Algorithm]** and cryptographic key sizes **[Key size(s)]** that meets the following **[Standard]**.

Algorithm	Key size(s)	Standard
Triple-DES in CBC mode	112 bit	[TR_03110]
AES in CBC mode	128, 192 and 256 bit	

FCS_COP.1.1/
SIG_VER

The TSF shall perform **digital signature verification** in accordance with a specified cryptographic algorithm **[Algorithm]** and cryptographic key sizes **[Key size(s)]** that meets the following **[Standard]**.

Algorithm	Key size(s)	Standard
RSA CRT with SHA-1, SHA-224, SHA-256, SHA-384 and SHA-512	1024 to 2048 bit by steps of 256 bits	[FIPS_186_3]
ECDSA with SHA-1, SHA-224, SHA-256, SHA-384 and SHA-512	192 to 521 bit	[FIPS_186_3]

FCS_COP.1.1/
CA_MAC

The TSF shall perform **secure messaging – message authentication code** in accordance with a specified cryptographic algorithm **[Algorithm]** and cryptographic key sizes **[Key size(s)]** that meets the following **[Standard]**.

Algorithm	Key size(s)	Standard
Retail MAC	112 bit	[ISO_9797_1]
AES CMAC	128, 192 and 256 bit	[NIST_800_38B]

FCS_COP.1.1/
MSK_SHA

The TSF shall perform **hashing for MSK diversification** in accordance with a specified cryptographic algorithm **SHA-256** and cryptographic key sizes **none** that meets the following **[FIPS_180_2]**.

FCS_COP.1.1/
GP_ENC

The TSF shall perform **secure messaging (GP) – encryption and decryption** in accordance with a specified cryptographic algorithm **[Algorithm]** and cryptographic key sizes **[Key size(s)]** that meets the following: **[Standard]**.

Algorithm	Key size(s)	Standard
Triple-DES in CBC mode	112 bit	[FIPS_46_3]
AES in CBC mode	128, 192 and 256 bit	[FIPS_197]

FCS_COP.1.1/
GP_AUTH

The TSF shall perform **symmetric authentication – encryption and decryption** in accordance with a specified cryptographic algorithm **[Algorithm]** and cryptographic key sizes **[Key size(s)]** that meets the following: **[Standard]**.

Algorithm	Key size(s)	Standard
Triple-DES	112 bit	[FIPS_46_3]
AES	128, 192 and 256 bit	[FIPS_197]

Application Note:

The Authentication Mechanisms based on Triple-DES is the authentication process performed in phases 5 and 6.



FCS_COP.1.1/
GP_MAC

The TSF shall perform **secure messaging – message authentication code** in accordance with a specified cryptographic algorithm **MAC Algorithm 1 with Padding M2** and cryptographic key sizes **112 bit** that meets the following **[ISO_9797_1]**.

Algorithm	Key size(s)	Standard
MAC Algorithm 1 with Padding M2	112 bit	[ISO_9797_1]
AES CMAC	128, 192 and 256 bit	[NIST_800_38B]

FCS_COP.1.1/
GP_SDT_DEC

The TSF shall perform **sensitive data decryption** in accordance with a specified cryptographic algorithm **[Algorithm]** and cryptographic key sizes **[Key size(s)]** that meets the following **[Standard]**.

Algorithm	Key size(s)	Standard
Triple-DES in CBC mode	112 bit	[FIPS_46_3]
AES in CBC mode	128, 192 and 256 bit	[FIPS_197]

FCS_COP.1.1/
ADDCODE_DEC

The TSF shall perform **secure messaging – decryption** in accordance with a specified cryptographic algorithm **AES in CBC mode** and cryptographic key sizes **128 bit** that meets the following **[FIPS_197]**

FCS_COP.1.1/
ADDCODE_MAC

The TSF shall perform **secure messaging – message authentication code** in accordance with a specified cryptographic algorithm **AES CMAC** and cryptographic key sizes **128 bit** that meets the following **[NIST_800_38B]**.

FCS_COP.1.1/
ADDCODE_SHA

The TSF shall perform **hashing** in accordance with a specified cryptographic algorithm **SHA-256** and cryptographic key sizes **none** that meets the following **[FIPS_180_2]**.

FCS_COP.1.1/
SIG_GEN

The TSF shall perform **digital signature creation** in accordance with a specified cryptographic algorithm **[Algorithm]** and cryptographic key sizes **[Key size(s)]** that meet the following: **[Standard]**.

Algorithm	Key size(s)	Standard
RSA CRT with SHA-1, SHA-224, SHA-256, SHA-384 and SHA-512	1024 to 2048 bit by steps of 256 bits	[ISO_9796_2]
ECDSA with SHA-1, SHA-224, SHA-256, SHA-384 and SHA-512	192 to 521 bit	[TR_03111]

FCS_COP.1.1/
CA_DATA_GEN

The TSF shall perform **chip authentication data generation** in accordance with a specified cryptographic algorithm **[Algorithm]** and cryptographic key sizes **[Key size(s)]** that meet the following: **[Standard]**.

Algorithm	Key size(s)	Standard
Chip authentication data generation using DH keys compliant to PKCS#3	1024 to 2048 bit by steps of 256 bits	[ICAO_TR_SAC]
Chip authentication data generation using ECDH keys compliant to [ISO_15946]	192 to 521 bit	[ICAO_TR_SAC]

7.1.2.4 FCS_RND.1 “Quality metric for random numbers”

Hierarchical to: No other components.



Security Target

Dependencies: No dependencies.

FCS_RND.1.1

The TSF shall provide a mechanism to generate random numbers that meet:

1. The requirement for random number generation following [RGS2_B1].

7.1.3 Class FIA “*Identification and Authentication*”

7.1.3.1 FIA_UID.1 “*Timing of identification*”

Hierarchical to: No other components.

Dependencies: No dependencies.

FIA_UID.1.1/
PACE

The TSF shall allow

1. to establish the communication channel,
2. carrying out the PACE Protocol according to [ICAO_TR_SAC]
3. to read the Initialization Data if it is not disable by TSF according to FMT_MTD.1/INI_DIS
4. to carry out the Chip Authentication Protocol v.1 according to [TR_03110]
5. to carry out the Terminal Authentication Protocol v.1 according to [TR_03110]

on behalf of the user to be performed before the user is identified.

FIA_UID.1.2/
PACE

The TSF shall require each user to be successfully identified before allowing any other TSF-mediated actions on behalf of that user.

FIA_UID.1.1/
PACE_CAM

The TSF shall allow

1. to establish the communication channel,
2. carrying out the PACE Protocol following the Chip Authentication Mapping method according to [ICAO_TR_SAC]
3. to read the Initialization Data if it is not disable by TSF according to FMT_MTD.1/INI_DIS
4. to carry out the Terminal Authentication Protocol v.1 according to [TR_03110]

on behalf of the user to be performed before the user is identified.

FIA_UID.1.2/
PACE_CAM

The TSF shall require each user to be successfully identified before allowing any other TSF-mediated actions on behalf of that user.

7.1.3.2 FIA_UAU.1 “*Timing of authentication*”

Hierarchical to: No other components.

Dependencies: FIA_UID.1 Timing of identification.

FIA_UAU.1.1/
PACE

The TSF shall allow

1. to establish the communication channel,
2. carrying out the PACE Protocol according to [ICAO_TR_SAC]
3. to read the Initialization Data if it is not disable by TSF according to FMT_MTD.1/INI_DIS,
4. to identify themselves by selection of the authentication key
5. to carry out the Chip Authentication Protocol v.1 according to [TR_03110]
6. to carry out the Terminal Authentication Protocol v.1 according to [TR_03110]



on behalf of the user to be performed before the user is authenticated.

FIA_UAU.1.2/
PACE

The TSF shall require each user to be successfully authenticated before allowing any other TSF-mediated actions on behalf of that user.

FIA_UAU.1.1/
PACE_CAM

The TSF shall allow

1. to establish the communication channel,
2. carrying out the PACE Protocol following the Chip Authentication Mapping method according to [ICAO_TR_SAC]
3. to read the Initialization Data if it is not disabled by TSF according to FMT_MTD.1/INI_DIS,
4. to carry out the Terminal Authentication Protocol v.1 according to [TR_03110]

on behalf of the user to be performed before the user is authenticated.

FIA_UAU.1.2/
PACE_CAM

The TSF shall require each user to be successfully authenticated before allowing any other TSF-mediated actions on behalf of that user.

7.1.3.3 FIA_UAU.4 “Single-use authentication mechanisms”

Hierarchical to: No other components.

Dependencies: No dependencies.

- FIA_UAU.4.1/
PACE
- The TSF shall prevent reuse of authentication data related to
1. **PACE Protocol according to [ICAO_TR_SAC],**
 2. **Authentication Mechanisms based on**
 - **Triple-DES**
 - **AES**
 3. **Terminal Authentication Protocol v.1 according to [TR_03110]**

Application Note: The Authentication Mechanisms based on Triple-DES and AES are the authentication process performed in phases 5 and 6.

7.1.3.4 FIA_UAU.5 “Multiple authentication mechanisms”

Hierarchical to: No other components.

Dependencies: No dependencies.

- FIA_UAU.5.1/
PACE
- The TSF shall provide
1. **PACE Protocol according to [ICAO_TR_SAC]**
 2. **Passive Authentication according to [ICAO_9303]**
 3. **Secure messaging in MAC-ENC mode according to [ICAO_TR_SAC]**
 4. **Symmetric Authentication Mechanism based on**
 - **Triple-DES**
 - **AES**
 5. **Terminal Authentication Protocol v.1 according to [TR_03110]**

- FIA_UAU.5.2/
PACE
- The TSF shall authenticate any user’s claimed identity according to the following rules:
1. **Having successfully run the PACE protocol the TOE accepts only received commands with correct message authentication code sent by means of secure messaging with the key agreed with the terminal by means of the PACE protocol.**
 2. **The TOE accepts the authentication attempt as Personalisation Agent by the Authentication Mechanism with Personalization Agent Key(s).**
 3. **After run of the Chip Authentication Protocol Version 1 the TOE accepts only received commands with correct message authentication code sent by means of secure messaging with key agreed with the terminal by means of the Chip Authentication Mechanism v1.**
 4. **The TOE accepts the authentication attempt by means of the Terminal Authentication Protocol v.1 only if the terminal uses the public key presented during the Chip Authentication Protocol v.1 and**



the secure messaging established by the Chip Authentication Mechanism v.1

5. The TOE accepts the authentication attempt as Personalisation Agent by the Authentication Mechanism with Pre-personalization Agent Key(s).

FIA_UAU.5.2/
PACE_CAM

In addition to the rules from FIA_UAU.5.2/PACE, the TSF shall authenticate any user's claimed identity according to the following rules:

1. After run of the PACE protocol following Chip Authentication Mapping method the TOE accepts only received commands with correct message authentication code sent by means of secure messaging with key agreed with the terminal by means of the PACE protocol.

2. The TOE accepts the authentication attempt by means of the Terminal Authentication Protocol v.1 only if the terminal uses the public key presented during PACE following Chip Authentication Mapping method and the secure messaging established by means of the PACE protocol.

7.1.3.5 FIA_UAU.6 "Re-authenticating"

Hierarchical to: No other components.

Dependencies: No dependencies.

FIA_UAU.6.1/
PACE The TSF shall re-authenticate the user under the conditions **each command sent to the TOE after successful run of the PACE protocol shall be verified as being sent by the PACE terminal.**

FIA_UAU.6.1/
EAC The TSF shall re-authenticate the user under the conditions **each command sent to the TOE after successful run of the Chip Authentication Protocol Version 1 shall be verified as being sent by the Inspection System.**

FIA_UAU.6.1/
MP The TSF shall re-authenticate the user under the conditions **each command sent to the TOE after successful authentication of the terminal with the Symmetric Authentication Mechanism shall be verified as being sent by the authenticated terminal.**

Application note This requirement applies to the authentication protocol used by (1) the Manufacturer and (2) the Personalization Agent

FIA_UAU.6.1/
ADD_CODE The TSF shall re-authenticate the user under the conditions **each command sent to the TOE shall be verified as being prepared by the TOE Developer.**

Application note This requirement applies to the Additional Code loading



7.1.3.6 FIA_AFL.1 “Authentication failure handling”

Hierarchical to: No other components.

Dependencies: FIA_UAU.1 Timing of authentication.

- FIA_AFL.1.1/
PACE

The TSF shall detect when **an administrator configurable positive integer within range of acceptable values 0 to 255 consecutive** unsuccessful authentication attempts occur related to **authentication attempts using the PACE password shared password**.
- FIA_AFL.1.2/
PACE

When the defined number of unsuccessful authentication attempts has been **met**, the TSF shall **wait for an increasing time between receiving of the terminal challenge and sending of the TSF response during the PACE authentication attempts**.
- FIA_AFL.1.1/
MP

The TSF shall detect when **3** unsuccessful authentication attempts occur related to **authentication of the Manufacturer and the Personalization Agent**.
- FIA_AFL.1.2/
MP

When the defined number of unsuccessful authentication attempts has been **met or surpassed**, the TSF shall **wait for an increasing time between receiving of the terminal challenge and sending of the TSF response during the Authentication Mechanisms (based on Triple-DES or AES) attempts**.

7.1.3.7 FIA_API.1 “Authentication Proof of Identity”

Hierarchical to: No other components.

Dependencies: No dependencies.

- FIA_API.1.1/
CA

The TSF shall provide a **Chip Authentication Protocol Version 1 according to [TR_03110]** to prove the identity of the TOE.
- FIA_API.1.1/
AA

The TSF shall provide an **Active Authentication protocol according to [ICAO_9303]** to prove the identity of the TOE.
- FIA_API.1.1/
PACE_CAM

The TSF shall provide a **Chip Authentication Mapping method for the PACE protocol according to [ICAO_TR_SAC]** to prove the identity of the TOE.



7.1.4 Class FDP “User Data Protection”

7.1.4.1 FDP_ACC.1 “Subset access control”

Hierarchical to: No other components.

Dependencies: FDP_ACF.1 Security attribute based access control

- FDP_ACC.1.1/ TRM The TSF shall enforce the **Access Control SFP** on terminals gaining access to the User Data and data stored in EF.SOD of the logical travel document.
- FDP_ACC.1.1/ MP The TSF shall enforce the **GP Access Control SFP** on terminals gaining write, read and modification access to the CPLC, the Pre-Perso_K, the Perso_K, the LCS, the Configuration Data, the Additional Code, the Active Authentication Keys (AA_PK and AA_SK) and the Chip Authentication Keys (CA_PK and CA_SK).
- FDP_ACC.1.1/ ID The TSF shall enforce the **ID Access Control** on terminals gaining write, read and modification access to the CPLC and the TOE_ID.
- FDP_ACC.1.1/ UPD_FILE The TSF shall enforce the **UPD_FILE Access Control SFP** on terminals gaining write, read and modification access to data in the file(s) other than EF.COM, EF.SOD, and EF.DG1 to EF.DG16 of the logical MRTD.

7.1.4.2 FDP_ACF.1 “Basic Security attribute based access control”

Hierarchical to: No other components.

Dependencies: FDP_ACC.1 Subset access control
FMT_MSA.3 Static attribute initialization

- FDP_ACF.1.1/ TRM The TSF shall enforce the **Access Control SFP** to objects based on the following:
 1. **Subjects:**
 - a. Terminal,
 - b. BIS-PACE
 - c. Extended Inspection System
 2. **Objects:**
 - a. data in EF.DG1, EF.DG2 and EF.DG5 to EF.DG16, EF.SOD and EF.COM of the logical travel document
 - b. data in EF.DG3 of the logical travel document,
 - c. data in EF.DG4 of the logical travel documents,
 - d. all TOE intrinsic secret cryptographic keys stored in the travel document
 3. **Security attributes:**
 - a. PACE Authentication
 - b. Terminal Authentication v.1
 - c. Authorisation of the Terminal
- FDP_ACF.1.2/ TRM The TSF shall enforce the following rules to determine if an operation among controlled subjects and controlled objects is allowed:
 1. A BIS-PACE is allowed to read data objects from FDP_ACF.1/TRM according to [ICAO_TR_SAC] after a successful PACE authentication as required by FIA_UAU.1/PACE.



FDP_ACF.1.3/
TRM

The TSF shall explicitly authorize access of subjects to objects based on the following additional rules: **none**.

FDP_ACF.1.4/
TRM

The TSF shall explicitly deny access of subjects to objects based on the following additional rules:

1. **Any terminal being not authenticated as PACE authenticated BIS-PACE is not allowed to read, to write, to modify, to use any User Data stored on the travel document.**
2. **Terminals not using secure messaging are not allowed to read, to write, to modify, to use any data stored on the travel document.**
3. **Any terminal being not successfully authenticated as Extended Inspection System with the Read access to DG 3 (Fingerprint) granted by the relative certificate holder authorization encoding is not allowed to read the data objects 2b) of FDP_ACF.1.1/TRM.**
4. **Any terminal being not successfully authenticated as Extended Inspection System with the Read access to DG 4 (Iris) granted by the relative certificate holder authorization encoding is not allowed to read the data objects 2c) of FDP_ACF.1.1/TRM.**
5. **Nobody is allowed to read the data objects 2d) of FDP_ACF.1.1/TRM.**
6. **Terminals authenticated as CVCA or as DV are not allowed to read data in the EF.DG3 and EF.DG4.**
7. **Moreover, any Extended Inspection System not communicating with the TOE using a secure messaging level at least equal to the one defined at the creation of the DG 3 and DG 4 is not allowed to read these DG.**

Application Note:

Possible secure messaging levels are: DES, AES 128, AES 192 or AES 256.

FDP_ACF.1.1/
MP

The TSF shall enforce the **GP Access Control SFP** to objects based on the following

1. **Subjects:**
 - a. **Manufacturer,**
 - b. **Personalization Agent,**
2. **Objects:**
 - a. **the Pre-Perso_K,**
 - b. **the Perso_K,**
 - c. **the LCS,**
 - d. **the Configuration Data,**
 - e. **the Additional Code,**
 - f. **the Active Authentication Private Key,**
 - g. **the Active Authentication Public Key,**
 - h. **the Chip Authentication Private Key,**
 - i. **the Chip Authentication Public Key.**
3. **Security attributes**
 - a. **authentication status of the Manufacturer,**
 - b. **authentication status of the Personalization Agent.**

FDP_ACF.1.2/
MP

The TSF shall enforce the following rules to determine if an operation among controlled subjects and controlled objects is allowed:

1. **the Manufacturer is allowed to write the Pre-Perso_K, the Perso_K, the LCS and the Configuration Data,**
2. **the Manufacturer is allowed to read the Configuration Data and the LCS,**



3. the Personalization Agent is allowed to write the Perso_K, the LCS and the Configuration Data,
4. the Personalization Agent is allowed to read the Configuration Data and the LCS,
5. the Manufacturer is allowed to load and activate the Additional Code,
6. the Personalization Agent is allowed to import the Active Authentication Private Key,
7. the Personalization Agent is allowed to generate the Active Authentication Private Key and the Active Authentication Public Key
8. the Personalization Agent is allowed to import the Chip Authentication Private Key,
9. the Personalization Agent is allowed to generate the Chip Authentication Private Key and the Chip Authentication Public Key.

FDP_ACF.1.3/
MP

The TSF shall explicitly authorize access of subjects to objects based on the following additional rules: **none**.

FDP_ACF.1.4/
MP

The TSF shall explicitly deny access of subjects to objects based on the following additional rules: **none**.

FDP_ACF.1.1/
ID

The TSF shall enforce the **ID Access Control SFP** to objects based on the following

1. **Subjects:**
 - a. **Manufacturer,**
 - b. **Personalization Agent,**
 - c. **BIS-PACE,**
 - d. **Terminal,**
2. **Objects:**
 - a. **the TOE_ID,**
 - b. **the CPLC,**
3. **Security attributes**
 - a. **authentication status of the Manufacturer,**
 - b. **authentication status of the Personalization Agent,**
 - c. **authentication status of the terminal as BIS-PACE.**

FDP_ACF.1.2/
ID

The TSF shall enforce the following rules to determine if an operation among controlled subjects and controlled objects is allowed:

1. **the Manufacturer is allowed to write and read the CPLC,**
2. **the Personalization Agent is allowed to write and read the CPLC,**
3. **the BIS-PACE is allowed to read the CPLC,**

FDP_ACF.1.3/
ID

The TSF shall explicitly authorize access of subjects to objects based on the following additional rules: **none**

FDP_ACF.1.4/
ID

The TSF shall explicitly deny access of subjects to objects based on the following additional rules:

1. **Any Terminal is not allowed to read the CPLC and the TOE_ID,**
2. **Any Terminal is not allowed to modify the CPLC.**

FDP_ACF.1.1/
UPD_FILE

The TSF shall enforce the **UPD_FILE Access Control SFP** to objects based on the following:



1. **Subjects:**
 - a. **Personalization Agent,**
 - b. **Extended Inspection System,**
 - c. **Terminal,**
2. **Objects:**
 - a. **data in the file(s) other than EF.COM, EF.SOD, and EF.DG1**
- to **EF.DG16 of the logical MRTD**
3. **Security attributes**
 - a. **authentication status of terminals,**

FDP_ACF.1.2/
UPD_FILE

The TSF shall enforce the following rules to determine if an operation among controlled subjects and controlled objects is allowed:

1. **the Personalization Agent is allowed to write, read and modify the data in the file(s) other than EF.COM, EF.SOD, and EF.DG1 to EF.DG16 of the logical MRTD,**
2. **the successfully authenticated Extended Inspection System with the name corresponding to the one (or beginning of the one) set following FMT_MTD.1.1/UPD_FILE is allowed to modify the data in the file(s) other than EF.COM, EF.SOD, and EF.DG1 to EF.DG16 of the logical MRTD.**

FDP_ACF.1.3/
UPD_FILE

The TSF shall explicitly authorize access of subjects to objects based on the following additional rules: **none.**

FDP_ACF.1.4/
UPD_FILE

The TSF shall explicitly deny access of subjects to objects based on the following additional rules:

1. **Any Terminal is not allowed to modify the data in the file(s) other than EF.COM, EF.SOD, and EF.DG1 to EF.DG16 of the logical MRTD.**

7.1.4.3 FDP_RIP.1 “Subset residual information protection”

Hierarchical to: No other components.

Dependencies: No dependencies.

FDP_RIP.1.1

The TSF shall ensure that any previous information content of a resource is made unavailable upon the **deallocation of the resource from the following objects:**

1. **Session Keys (immediately after closing related communication session),**
2. **the ephemeral private key ephem-Skpicc-PACE (by having generated a DH shared secret K)**

7.1.4.4 FDP_UCT.1 “Basic data exchange confidentiality”

Hierarchical to: No other components.

Dependencies: [FTP_ITC.1 Inter-TSF trusted channel, or
FTP_TRP.1 Trusted path]
[FDP_ACC.1 Subset access control, or
FDP_IFC.1 Subset information flow control]

FDP_UCT.1.1/
TRM

The TSF shall enforce the **Access Control SFP** to be able to **transmit and receive** user data in a manner protected from unauthorized disclosure.



FDP_UCT.1.1/MP The TSF shall enforce the **GP Access Control SFP** to **transmit and receive** user data in a manner protected from unauthorized disclosure.

Application Note: Additional SFR FDP_UCT.1/MP enforces confidentiality of data import and export in steps 5 and 6.

FDP_UCT.1.1/ADD_CODE The TSF shall enforce the **GP Access Control SFP** to **receive** user data in a manner protected from unauthorised disclosure.

Application Note: Additional SFR FDP_UCT.1/ADD_CODE enforces confidentiality of data import in step 5.

7.1.4.5 FDP_UIT.1 “Data exchange integrity”

Hierarchical to: No other components.

Dependencies: [FDP_ACC.1 Subset access control, or FDP_IFC.1 Subset information flow control]
[FTP_ITC.1 Inter-TSF trusted channel, or FTP_TRP.1 Trusted path]

FDP_UIT.1.1/TRM The TSF shall enforce the **Access Control SFP** to be able to **transmit and receive** user data in a manner protected from **modification, deletion, insertion and replay errors**.

FDP_UIT.1.2/TRM The TSF shall be able to determine on receipt of user data, whether **modification, deletion, insertion and replay** has occurred.

FDP_UIT.1.1/MP The TSF shall enforce the **GP Access Control SFP** to **transmit and receive** user data in a manner protected from **modification, deletion, insertion and replay errors**.

FDP_UIT.1.2/MP The TSF shall be able to determine on receipt of user data, whether **modification, deletion, insertion and replay** has occurred.

Application Note: Additional SFR FDP_UIT.1/MP enforces integrity of data import and export in steps 5 and 6.

FDP_UIT.1.1/ADD_CODE The TSF shall enforce the **GP Access Control SFP** to **receive** user data in a manner protected from **modification, deletion, insertion and replay errors**.

FDP_UIT.1.2/ADD_CODE The TSF shall be able to determine on receipt of user data, whether **modification, deletion, insertion and replay** has occurred.

Application Note: Additional SFR FDP_UIT.1/ADD_CODE enforces integrity of data import in step 5.

7.1.4.6 FDP_ITC.1 “Import of user data without security attributes”

Hierarchical to: No other components.

Dependencies: [FDP_ACC.1 Subset access control, or FDP_IFC.1 Subset information flow control]
FMT_MSA.3 Static attribute initialization

FDP_ITC.1.1/MP The TSF shall enforce the **GP Access Control SFP** when importing user data, controlled under the SFP, from outside the TOE.



FDP_ITC.1.2/ MP	The TSF shall ignore any security attributes associated with the user data when imported from outside the TOE.
FDP_ITC.1.3/ MP	The TSF shall enforce the following rules when importing user data controlled under the SFP from outside the TOE: sensitive data (Pre-Perso_K, Perso_K, PACE_PWD, CA_SK and AA_SK) shall be encrypted.
<i>Application Note:</i>	Additional SFR FDP_ITC.1/MP enforces confidentiality of sensitive data import in steps 5 and 6.

7.1.5 Class FMT “Security Management”

7.1.5.1 FMT_MOF “Management of functions in TSF”

Hierarchical to: No other components.

Dependencies: FMT_SMR.1 Security roles
FMT_SMF.1 Specification of Management Functions

FMT_MOF.1.1/
PROT

The TSF shall restrict the ability to **enable** the functions

- **Active Authentication,**
- **Chip Authentication v1 through MSE: Set KAT**
- **Chip Authentication Mapping method for PACE**

to the Manufacturer.

FMT_MOF.1.1/
GP

The TSF shall restrict the ability to **enable** the functions

- **transmission of user data in a manner protected from unauthorized disclosure,**
- **reception of user data in a manner protected from unauthorized disclosure,**
- **transmission of user data in a manner protected from modification, deletion, insertion and replay errors,**
- **reception of user data in a manner protected from modification, deletion, insertion and replay errors,**

to the Manufacturer and the Personalization Agent.

FMT_MOF.1.1/
BAC_EXP

The TSF shall restrict the ability to **enable** the functions

- **deactivation of the BAC protocol**

to Country Verifying Certification Authority and Domestic document Verifier once the current date has reached or passed the value set by FMT_MTD.1/BAC_EXP

Application Note:

The BAC is automatically deactivated by the TOE once the authenticated subject (Country Verifying Certification Authority or domestic Document Verifier) has updated the current date of the TOE with a date that reaches or passes the reference date configured by FMT_MTD.1/BAC_EXP

FMT_MOF.1.1/
DES_SM_EXP

The TSF shall restrict the ability to **enable** the functions

- **deactivation of secure channel algorithms based on DES**



to **Country Verifying Certification Authority and Domestic document Verifier once the current date has reached or passed the value set by FMT_MTD.1/DES_SM_EXP**

Application Note: Secure channel algorithms based on DES are automatically deactivated by the TOE once the authenticated subject (Country Verifying Certification Authority or domestic Document Verifier) has updated the current date of the TOE with a date that reaches or passes the reference date configured by FMT_MTD.1/DES_SM_EXP

7.1.5.2 FMT_SMF.1 “Specification of Management Functions”

Hierarchical to: No other components.

Dependencies: No Dependencies.

FMT_SMF.1.1 The TSF shall be capable of performing the following management functions:

1. **Initialization**
2. **Pre-personalization**
3. **Personalization**
4. **Configuration**
5. **Active Authentication protocol,**
6. **Chip Authentication protocol,**
7. **Protection of incoming user data,**
8. **Protection of outgoing user data,**
9. **Basic Access Control expiration,**
10. **3DES Secure Messaging expiration**

7.1.5.3 FMT_SMR.1 “Security roles”

Hierarchical to: No other components.

Dependencies: FIA_UID.1 Timing of identification.

FMT_SMR.1.1/
PACE The TSF shall maintain the roles:

1. **Manufacturer,**
2. **Personalization Agent,**
3. **Terminal,**
4. **PACE authenticated BIS-PACE,**
5. **Country Verifying Certification Authority,**
6. **Document Verifier,**
7. **Domestic Extended Inspection System**
8. **Foreign Extended Inspection System.**

FMT_SMR.1.2/
PACE The TSF shall be able to associate users with roles.

Note This SFR also applies to the refinement of the role Manufacturer.

7.1.5.4 FMT_LIM.1 “Limited capabilities”

Hierarchical to: No other components.

Dependencies: FMT_LIM.2 Limited availability.



FMT_LIM.1.1 The TSF shall be designed in a manner that limits their capabilities so that in conjunction with “Limited availability (FMT_LIM.2)” the following policy is enforced:

Deploying Test Features after TOE Delivery does not allow

1. **User Data to be disclosed and manipulated,**
2. **TSF data to be disclosed or manipulated,**
3. **software to be reconstructed and,**
4. **substantial information about construction of TSF to be gathered which may enable other attacks and**
5. **sensitive User Data (EF.DG3 and EF.DG4) to be disclosed.**

7.1.5.5 FMT_LIM.2 “Limited availability”

Hierarchical to: No other components.

Dependencies: FMT_LIM.1 Limited capabilities.

FMT_LIM.2.1 The TSF shall be designed in a manner that limits their availability so that in conjunction with “Limited capabilities (FMT_LIM.1)” the following policy is enforced:

Deploying Test Features after TOE Delivery does not allow

1. **User Data to be disclosed and manipulated,**
2. **TSF data to be disclosed or manipulated,**
3. **software to be reconstructed and,**
4. **substantial information about construction of TSF to be gathered which may enable other attacks and**
5. **sensitive User Data (EF.DG3 and EF.DG4) to be disclosed.**

7.1.5.6 FMT_MTD.1 “Management of TSF data”

Hierarchical to: No other components.

Dependencies: FMT_SMF.1 Specification of management functions
FMT_SMR.1 Security roles

FMT_MTD.1.1/INI_ENA The TSF shall restrict the ability to **write the Initialization Data and Pre-personalization Data to the Manufacturer.**

FMT_MTD.1.1/INI_DIS The TSF shall restrict the ability to **disable read access for users to the Initialization Data to the Personalization Agent.**

FMT_MTD.1.1/PA The TSF shall restrict the ability to **write the Document Security Object (SOD) to the Personalization Agent.**

FMT_MTD.1.1/CVCA_INI The TSF shall restrict the ability to **write the**

1. **initial Country Verifying Certification Authority Public Key,**
2. **initial Country Verifying Certification Authority Certificate,**
3. **initial Current Date**

to the Personalization Agent.

FMT_MTD.1.1/CVCA_UPD The TSF shall restrict the ability to **update the**

1. **Country Verifying Certification Authority Public Key,**
2. **Country Verifying Certification Authority Certificate,**



	to Country Verifying Certification Authority .
FMT_MTD.1.1/ DATE	The TSF shall restrict the ability to modify the Current date to <ol style="list-style-type: none"> 1. Country Verifying Certification Authority, 2. Document Verifier 3. Domestic Extended Inspection System.
FMT_MTD.1.1/ CAPK	The TSF shall restrict the ability to load the Chip Authentication Private Key to the Personalization Agent .
FMT_MTD.1.1/ KEY_READ	The TSF shall restrict the ability to read the <ol style="list-style-type: none"> 1. PACE passwords, 2. Pre-personalization Agent Keys, 3. Personalization Agent Keys, 4. Chip Authentication Private Key, 5. Active Authentication Private Key, 6. Manufacturer Keys
	to none
FMT_MTD.1.1/ PACE_PWD	The TSF shall restrict the ability to load the PACE Password to the Personalization Agent .
FMT_MTD.1.1/ MP_KEY_WRITE	The TSF shall restrict the ability to write the Pre-personalization Agent Keys and the Personalization Agent Keys to the Manufacturer .
FMT_MTD.1.1/ AA_KEY_WRITE	The TSF shall restrict the ability to write the Active Authentication Private Key to the Personalization Agent .
FMT_MTD.1.1/ LCS_PREP	The TSF shall restrict the ability to switch the LCS from phase 5 to phase 6 to the Manufacturer .
FMT_MTD.1.1/ LCS_PERS	The TSF shall restrict the ability to switch the LCS from phase 6 to phase 7 to the Personalization Agent .
FMT_MTD.1.1/ LSK_READ	The TSF shall restrict the ability to read the Load Secure Key to none .
FMT_MTD.1.1/ ADDCODE_LOAD	The TSF shall restrict the ability to write the Additional Code to the Manufacturer .
FMT_MTD.1.1/ ADDCODE_ACT	The TSF shall restrict the ability to activate the Additional Code to the Manufacturer .
FMT_MTD.1.1/ AA_KEY_GEN	The TSF shall restrict the ability to generate the Active Authentication Keys (AA_PK and AA_SK) to the Personalization Agent .
FMT_MTD.1.1/ CA_KEY_GEN	The TSF shall restrict the ability to generate the Chip Authentication Keys (CA_PK and CA_SK) to the Personalization Agent .
FMT_MTD.1.1/ BAC_EXP	The TSF shall restrict the ability to set the BAC expiry date to the Personalization Agent .
<i>Application note:</i>	By default, BAC expiration feature is not activated.



FMT_MTD.1.1/
DES_SM_EXP The TSF shall restrict the ability **to set the DES secure messaging expiry date to the Personalization Agent.**

Application note: By default, DES secure messaging expiration is not activated.

FMT_MTD.1.1/
UPD_FILE The TSF shall restrict the ability **to set the name (or beginning of the name) of the terminal allowed to modify files in phase 7, and identifiers of these files (different from EF.COM, EF.SOD, EF.DG1 to EF.DG16) to the Personalization Agent.**

Application note: Name of the terminal is the Card Holder Reference (CHR) of the EIS. Beginning of the name is a string of the left most significant bytes of the CHR of the EIS.

FMT_MTD.1.1/
SM_LVL The TSF shall restrict the ability **to set the minimum Secure Messaging level required to access DG 3 and DG 4 to the Personalization Agent.**

Application note: Possible secure messaging levels are: DES, AES 128, AES 192 or AES 256.

FMT_MTD.1.1/
DBI The TSF shall restrict the ability **to set the name (or beginning of the name) of the terminal allowed to remove the watermarking on files in phase 7, and identifiers of these files to the Personalization Agent.**

Application note: Name of the terminal is the Card Holder Reference (CHR) of the EIS. Beginning of the name is a string of the left most significant bytes of the CHR of the EIS.

7.1.5.7 FMT_MTD.3 "Secure TSF data"

Hierarchical to: No other components.

Dependencies: FMT_MTD.1 Management of TSF data

FMT_MTD.3.1 The TSF shall ensure that only secure values of the certificate chain are accepted for **TSF data of the Terminal Authentication Protocol v1 and the Access Control.**

Refinement: The certificate chain is valid if and only if

(1) the digital signature of the Inspection System Certificate can be verified as correct with the public key of the Document Verifier Certificate and the expiration date of the Inspection System Certificates is not before the Current Date of the TOE,

(2) the digital signature of the Document Verifier Certificate can be verified as correct with the public key in the Certificate of the Country Verifying Certification Authority and the expiration date of the Document Verifier Certificate is not before the Current Date of the TOE,

(3) the digital signature of the Certificate of the Country Verifying Certification Authority can be verified as correct with the public key of the Country Verifying Certification Authority known to the TOE and the expiration date of the Certificate of the Country Verifying Certification Authority is not before the Current Date of the TOE.



The Inspection System Public Key contained in the Inspection System Certificate in a valid certificate chain is a secure value for the authentication reference data of the Extended Inspection System.

The intersection of the Certificate Holder Authorizations contained in the certificates of a valid certificate chain is a secure value for Terminal Authorization of a successful authenticated Extended Inspection System.

7.1.6 Class FPT “Protection of the Security Functions”

7.1.6.1 FPT_EMS.1 “TOE Emanation”

Hierarchical to: No other components.

Dependencies: No Dependencies.

FPT_EMS.1.1 The TOE shall not emit **power variations, timing variations during command execution** in excess of **non-useful information** enabling access to

1. **Chip Authentication Session Keys**
2. **PACE session keys (PACE-Kmac, PACE-Kenc),**
3. **the ephemeral private key ephem-Skpicc-PACE,**
4. - **Chip Authentication Public Key,**
 - **Active Authentication Private Key,**
 - **Active Authentication Public Key,**
 - **Pre-personalization Agent Keys,**
 - **CPLC,**
 - **TOE_ID,**
 - **TOE Life Cycle State,**
 - **Configuration Data,**
 - **Additional Code.**
5. **Personalization Agent Key(s),**
6. **Chip Authentication Private Key and**
7. - **Personal Data including Biometric Data,**
 - **EF.COM,**
 - **EF.SOD,**
 - **Updatable Data.**

FPT_EMS.1.2 The TSF shall ensure any **users** are unable to use the following interface **smart card circuit contacts** to gain access to

1. **Chip Authentication Session Keys**
2. **PACE session keys (PACE-Kmac, PACE-Kenc),**
3. **the ephemeral private key ephem-Skpicc-PACE,**
4. - **Chip Authentication Public Key,**
 - **Active Authentication Private Key,**
 - **Active Authentication Public Key,**
 - **Pre-personalization Agent Keys,**
 - **CPLC,**
 - **TOE_ID,**
 - **TOE Life Cycle State,**
 - **Configuration Data,**
 - **Additional Code,**
5. **Personalization Agent Key(s),**
6. **Chip Authentication Private Key and**
7. - **Personal Data including Biometric Data,**
 - **EF.COM,**
 - **EF.SOD,**
 - **Updatable Data.**

7.1.6.2 FPT_FLS.1 “Failure with preservation of secure state”

Hierarchical to: No other components.

Dependencies: No Dependencies.



Security Target

FPT_FLS.1.1 The TSF shall preserve a secure state when the following types of failures occur:

1. **Exposure to out-of-range operating conditions where therefore a malfunction could occur,**
2. **failure detected by TSF according to FPT_TST.1.**

7.1.6.3 FPT_TST.1 *“TSF testing”*

Hierarchical to: No other components.

Dependencies: No Dependencies.

FPT_TST.1.1 The TSF shall run a suite of self-tests **at the conditions**

- **At reset,**
- **Before any cryptographic operation,**
- **When accessing a DG or any EF,**
- **Prior to any use of TSF data,**
- **Before execution of any command,**
- **When performing a PACE authentication,**
- **When performing the EAC Authentication,**
- **When performing the Active Authentication.**

To demonstrate the correct operation of **the TSF**.

FPT_TST.1.2 The TSF shall provide authorized users with the capability to verify the integrity of **TSF data**.

FPT_TST.1.3 The TSF shall provide authorized users with the capability to verify the integrity of **stored TSF executable code**.

7.1.6.4 FPT_PHP.3 *“Resistance to physical attack”*

Hierarchical to: No other components.

Dependencies: No Dependencies.

FPT_PHP.3.1 The TSF shall resist **physical manipulation and physical probing** to the TSF by responding automatically such that the SFRs are always enforced.

7.1.7 Class FTP *“Trusted path/channels”*

7.1.7.1 FTP_ITC.1 *“Inter-TSF trusted channel”*

Hierarchical to: No other components.

Dependencies: No Dependencies.

FTP_ITC.1.1/
PACE The TSF shall provide a communication channel between itself and another trusted IT product that is logically distinct from other communication channels and provides assured identification of its end points and protection of the channel data from modification or disclosure.

FTP_ITC.1.2/
PACE The TSF shall permit another trusted IT product to initiate communication via the trusted channel.



FTP_ITC.1.3/
PACE

The TSF shall **enforce** communication via the trusted channel for **any data exchange between the TOE and the Terminal**.

FTP_ITC.1.1/
MP

The TSF shall provide a communication channel between itself and another trusted IT product that is logically distinct from other communication channels and provides assured identification of its end points and protection of the channel data from modification or disclosure.

FTP_ITC.1.2/
MP

The TSF shall permit **another trusted IT product** to initiate communication via the trusted channel.

FTP_ITC.1.3/
MP

The TSF shall initiate communication via the trusted channel for **loading sensitive data (Pre-Perso_K, Perso_K, PACE_PWD, CA_SK and AA_SK) shall be encrypted**.

7.2 Security assurance requirements

The assurance components for the evaluation of the TOE and its development and operating environment are those taken from the Evaluation Assurance Level 5 (EAL5) and augmented by taking the following component: ALC_DVS.2 and AVA_VAN.5.

7.2.1 EAL rationale

The EAL5 was chosen to permit a developer to gain maximum assurance from security engineering based upon rigorous commercial development practices supported by moderate application of specialist security engineering techniques.

EAL5 is therefore applicable in those circumstances where developers or users require a high level of independently assured security in a planned development and require a rigorous development approach without incurring unreasonable costs attributable to specialist security engineering techniques.

7.2.2 EAL augmentation rationale

7.2.2.1 ALC_DVS.2 "Sufficiency of security measures"

The selection of the component ALC_DVS.2 provides a higher assurance of the security of the MRTD's development and manufacturing especially for the secure handling of the MRTD's material.

The component ALC_DVS.2 augmented to EAL5 has no dependencies to other security requirements.

7.2.2.2 AVA_VAN.5 "Advanced methodical vulnerability analysis"

The selection of the component AVA_VAN.5 provides a higher assurance of the security by vulnerability analysis to assess the resistance to penetration attacks performed by an attacker possessing a high attack potential. This vulnerability analysis is necessary to fulfill the security objectives OT.Sens_Data_Conf and OT.Chip_Auth_Proof.

The component AVA_VAN.5 has the following dependencies:

- ADV_ARC.1 "Security architecture description"
- ADV_FSP.4 "Security-enforcing functional specification"
- ADV_TDS.3 "Basic modular design"
- ADV_IMP.1 "Implementation representation of the TSF"
- AGD_OPE.1 "Operational user guidance"
- AGD_PRE.1 "Preparative procedures"
- ATE_DPT.1 "Testing: basic design"

All of these are met or exceeded in the EAL5 assurance package

7.2.3 Dependencies

SAR	Dependencies	Support of the Dependencies
ADV_ARC.1	ADV_FSP.1 ADV_TDS.1	ADV_FSP.5 ADV_TDS.4
ADV_FSP.5	ADV_TDS.1 ADV_IMP.1	ADV_TDS.4 ADV_IMP.1
ADV_IMP.1	ADV_TDS.3 ALC_TAT.1	ADV_TDS.4 ALC_TAT.2
ADV_INT.2	ADV_IMP.1 ADV_TDS.3 ALC_TAT.1	ADV_IMP.1 ADV_TDS.4 ALC_TAT.2
ADV_TDS.4	ADV_FSP.5	ADV_FSP.5



SAR	Dependencies	Support of the Dependencies
AGD_OPE.1	ADV_FSP.1	ADV_FSP.5
AGD_PRE.1	No dependencies	n.a.
ALC_CMC.4	ALC_CMS.1 ALC_DVS.1 ALC_LCD.1	ALC_CMS.5 ALC_DVS.2 ALC_LCD.1
ALC_CMS.5	No dependencies	n.a.
ALC_DEL.1	No dependencies	n.a.
ALC_DVS.2	No dependencies	n.a.
ALC_LCD.1	No dependencies	n.a.
ALC_TAT.2	ADV_IMP.1	n.a.
ASE_CCL.1	ASE_INT.1 ASE_ECD.1 ASE_REQ.1	ASE_INT.1 ASE_ECD.1 ASE_REQ.2
ASE_ECD.1	No dependencies	n.a.
ASE_INT.1	No dependencies	n.a.
ASE_OBJ.2	ASE_SPD.1	ASE_SPD.1
ASE_REQ.2	ASE_OBJ.2 ASE_ECD.1	ASE_OBJ.2 ASE_ECD.1
ASE_SPD.1	No dependencies	n.a.
ASE_TSS.1	ASE_INT.1 ASE_REQ.1 ADV_FSP.1	ASE_INT.1 ASE_REQ.2 ADV_FSP.5
ATE_COV.2	ADV_FSP.2 ATE_FUN.1	ADV_FSP.5 ATE_FUN.1
ATE_DPT.3	ADV_ARC.1 ADV_TDS.4 ATE_FUN.1	ADV_ARC.1 ADV_TDS.4 ATE_FUN.1
ATE_FUN.1	ATE_COV.1	ATE_COV.2
ATE_IND.2	ADV_FSP.2 AGD_OPE.1 AGD_PRE.1 ATE_COV.1 ATE_FUN.1	ADV_FSP.5 AGD_OPE.1 AGD_PRE.1 ATE_COV.2 ATE_FUN.1
AVA_VAN.5	ADV_ARC.1 ADV_FSP.4 ADV_TDS.3 ADV_IMP.1 AGD_OPE.1 AGD_PRE.1 ATE_DPT.1	ADV_ARC.1 ADV_FSP.5 ADV_TDS.4 ADV_IMP.1 AGD_OPE.1 AGD_PRE.1 ATE_DPT.3

Table 17 – SARs dependencies



7.3 Security requirements rationale

7.3.1 Security Functional Requirements Rationale

7.3.1.1 Overview

The following table provides an overview for security functional requirements coverage.

Security Target				
-----------------	--	--	--	--

SFR	SO																			
	OT.Sens_Data_Conf	OT.Chip_Auth_Proof	OT.Data_Integrity	OT.Data_Authenticity	OT.Data_Confidentiality	OT.Tracing	OT.Prot_Abuse-Func	OT.Prot_Inf_Leak	OT.Prot_Phys-Tamper	OT.Prot_Malfunction	OT.Identification	OT.AC_Pers	OT.Configuration	OT.Update_File	OT.BAC_Expiration	OT.AC_SM_Level	OT.Secure_Load_ACode	OT.Secure_AC_Activation	OT.TOE_Identification	OT.DES_SM_Expiration
FAU_SAS.1											x	x								
FCS_CKM.1/DH_PACE		x	x	x	x															
FCS_CKM.1/CA	x	x	x	x	x							x								
FCS_CKM.1/MSK_DIV													x							
FCS_CKM.1/GP													x							
FCS_CKM.1/LSK_DIV													x				x	x		
FCS_CKM.1/KEY_GEN												x								
FCS_CKM.4	x		x	x	x							x								
FCS_COP.1/PACE_ENC		x			x															
FCS_COP.1/PACE_MAC			x	x																
FCS_COP.1/CA_ENC	x	x	x		x							x								
FCS_COP.1/SIG_VER	x											x								
FCS_COP.1/CA_MAC	x	x	x									x								
FCS_COP.1/MSK_SHA													x							
FCS_COP.1/GP_ENC													x							
FCS_COP.1/GP_AUTH													x							
FCS_COP.1/GP_MAC													x							
FCS_COP.1/GP_SDT_DEC													x							
FCS_COP.1/ADDCODE_DEC													x				x			
FCS_COP.1/ADDCODE_MAC													x				x	x		
FCS_COP.1/ADDCODE_SHA													x					x		
FCS_COP.1/SIG_GEN		x																		
FCS_COP.1/CA_DATA_GEN		x																		
FCS_RND.1	x		x	x	x							x								
FIA_UID.1/PACE	x		x	x	x							x								
FIA_UID.1/PACE_CAM	x	x	x	x	x							x								

SFR	SO																			
	OT.Sens_Data_Conf	OT.Chip_Auth_Proof	OT.Data_Integrity	OT.Data_Authenticity	OT.Data_Confidentiality	OT.Tracing	OT.Prot_Abuse-Func	OT.Prot_Inf_Leak	OT.Prot_Phys-Tamper	OT.Prot_Malfunction	OT.Identification	OT.AC_Pers	OT.Configuration	OT.Update_File	OT.BAC_Expiration	OT.AC_SM_Level	OT.Secure_Load_ACode	OT.Secure_AC_Activation	OT.TOE_Identification	OT.DES_SM_Expiration
FIA_UAU.1/PACE	x		x	x	x							x								
FIA_UAU.1/PACE_CAM	x	x	x	x	x							x								
FIA_UAU.4/PACE	x	x	x	x	x							x								
FIA_UAU.5/PACE	x		x	x	x							x								
FIA_UAU.5/PACE_CAM	x	x	x	x	x							x								
FIA_UAU.6/PACE		x	x	x	x															
FIA_UAU.6/EAC	x		x	x	x							x								
FIA_UAU.6/MP	x		x	x	x							x	x							
FIA_UAU.6/ADD_CODE													x				x	x		
FIA_AFL.1/PACE							x													
FIA_AFL.1/MP												x	x							
FIA_API.1/CA		x																		
FIA_API.1/AA		x																		
FIA_API.1/PACE_CAM		x				x														
FDP_ACC.1/TRM	x		x		x							x								
FDP_ACC.1/MP													x							
FDP_ACC.1/ID											x	x	x							
FDP_ACC.1/UPD_FILE	x		x									x		x						
FDP_ACF.1/TRM	x		x		x							x								
FDP_ACF.1/MP													x							
FDP_ACF.1/ID											x	x								
FDP_ACF.1/UPD_FILE	x		x									x		x						
FDP_RIP.1			x	x	x															
FDP_UCT.1/TRM	x		x		x															
FDP_UCT.1/MP	x		x									x								
FDP_UCT.1/ADD_CODE													x				x	x		

SFR	SO																			
	OT.Sens_Data_Conf	OT.Chip_Auth_Proof	OT.Data_Integrity	OT.Data_Authenticity	OT.Data_Confidentiality	OT.Tracing	OT.Prot_Abuse-Func	OT.Prot_Inf_Leak	OT.Prot_Phys-Tamper	OT.Prot_Malfunction	OT.Identification	OT.AC_Pers	OT.Configuration	OT.Update_File	OT.BAC_Expiration	OT.AC_SM_Level	OT.Secure_Load_ACode	OT.Secure_AC_Activation	OT.TOE_Identification	OT.DES_SM_Expiration
FDP_UIT.1/TRM			x		x															
FDP_UIT.1/MP	x		x									x	x							
FDP_UIT.1/ADD_CODE													x				x	x		
FDP_ITC.1/MP	x												x							
FMT_MOF.1/PROT		x											x							
FMT_MOF.1/GP	x	x	x																	
FMT_MOF.1/BAC_EXP															x					
FMT_MOF.1/DES_SM_EXP																				x
FMT_SMF.1		x	x	x	x						x	x			x					
FMT_SMR.1/PACE		x	x	x	x						x	x								
FMT_LIM.1								x												
FMT_LIM.2								x												
FMT_MTD.1/INI_ENA											x	x								
FMT_MTD.1/INI_DIS											x	x								
FMT_MTD.1/PA			x	x	x							x								
FMT_MTD.1/CVCA_INI	x																			
FMT_MTD.1/CVCA_UPD	x																			
FMT_MTD.1/DATE	x																			
FMT_MTD.1/CAPK	x	x	x																	
FMT_MTD.1/KEY_READ	x	x	x	x	x							x								
FMT_MTD.1/PACE_PWD												x								
FMT_MTD.1/MP_KEY_WRITE	x		x										x							
FMT_MTD.1/AA_KEY_WRITE		x										x								
FMT_MTD.1/LCS_PREP												x	x							
FMT_MTD.1/LCS_PERS												x								
FMT_MTD.1/LSK_READ													x				x			

SFR	SO																				
	OT.Sens_Data_Conf	OT.Chip_Auth_Proof	OT.Data_Integrity	OT.Data_Authenticity	OT.Data_Confidentiality	OT.Tracing	OT.Prot_Abuse-Func	OT.Prot_Inf_Leak	OT.Prot_Phys-Tamper	OT.Prot_Malfunction	OT.Identification	OT.AC_Pers	OT.Configuration	OT.Update_File	OT.BAC_Expiration	OT.AC_SM_Level	OT.Secure_Load_ACode	OT.Secure_AC_Activation	OT.TOE_Identification	OT.DES_SM_Expiration	
FMT_MTD.1/ADDCODE_LOAD													x				x				
FMT_MTD.1/ADDCODE_ACT													x						x		
FMT_MTD.1/AA_KEY_GEN												x									
FMT_MTD.1/CA_KEY_GEN												x									
FMT_MTD.1/BAC_EXP															x						
FMT_MTD.1/DES_SM_EXP																					x
FMT_MTD.1/UPD_FILE														x							
FMT_MTD.1/SM_LVL																x					
FMT_MTD.1/DBI												x									
FMT_MTD.3	x																				
FPT_EMS.1								x				x									
FPT_FLS.1								x		x											
FPT_TST.1								x		x											
FPT_PHP.3			x					x	x												
FTP_ITC.1/PACE			x	x	x	x															
FTP_ITC.1/MP													x								

Table 18 - SFRs and Security Objectives

7.3.1.2 OT.Sens_Data_Conf

The security objective **OT.Sense_Data_Conf** “Confidentiality of sensitive biometric reference data” is enforced by the Access Control SFP defined in **FDP_ACC.1/TRM** and **FDP_ACF.1/TRM** allowing the data of EF.DG3 and EF.DG4 only to be read by successfully authenticated Extended Inspection System being authorized by a valid certificate according **FCS_COP.1/SIG_VER**.

The SFRs **FIA_UID.1/PACE** and **FIA_UAU.1/PACE** as well as **FIA_UID.1/PACE_CAM** and **FIA_UAU.1/PACE** require the identification and authentication of the inspection systems. The SFR **FIA_UAU.5/PACE** (resp. **FIA_UAU.5/PACE_CAM**) requires the successful Chip Authentication (CA) v.1 (resp. PACE using Chip Authentication Mapping (CAM) method) before any authentication attempt as Extended Inspection System. During the protected communication following CA v.1 or PACE-CAM the reuse of authentication data is prevented by **FIA_UAU.4/PACE**. The SFR **FIA_UAU.6/EAC** and **FDP_UCT.1/TRM** requires the confidentiality protection of the transmitted data after Chip Authentication v.1 by means of secure messaging implemented by the cryptographic functions according to **FCS_RND.1** (for the generation of the terminal authentication challenge), **FCS_CKM.1/CA** (for the generation of shared secret and for the derivation of the new session keys), and **FCS_COP.1/CA_ENC** and **FCS_COP.1/CA_MAC** for the ENC_MAC_Mode secure messaging. The session keys are destroyed according to **FCS_CKM.4** after use. The SFR **FMT_MTD.1/CAPK** and **FMT_MTD.1/KEY_READ** requires that the Chip Authentication Key cannot be written unauthorized or read afterwards.

To allow a verification of the certificate chain as in **FMT_MTD.3** the CVCA’s public key and certificate as well as the current date are written or update by authorized identified role as of **FMT_MTD.1/CVCA_INI**, **FMT_MTD.1/CVCA_UPD** and **FMT_MTD.1/DATE**.

7.3.1.3 OT.Chip_Auth_Proof

The security objective **OT.Chip_Auth_Proof** “Proof of travel document’s chip authenticity” is ensured by the Chip Authentication Protocol v.1 provided by **FIA_API.1/CA** or the Active Authentication protocol provided by **FIA_API.1/AA** or the PACE protocol with Chip Authentication Mapping method provided by **FIA_API.1/PACE_CAM** proving the identity of the TOE.

The Chip Authentication Protocol v.1 defined by **FCS_CKM.1/CA** is performed using a TOE internally stored confidential private key as required by **FMT_MTD.1/CAPK** and **FMT_MTD.1/KEY_READ**. The Chip Authentication Protocol v.1 [TR_03110] requires additional TSF according to **FCS_CKM.1/CA** (for the derivation of the session keys), **FCS_COP.1/CA_ENC** and **FCS_COP.1/CA_MAC** (for the ENC_MAC_Mode secure messaging). The SFRs **FMT_SMF.1** and **FMT_SMR.1/PACE** support the functions and roles related.

The Active Authentication defined by **FCS_COP.1/SIG_GEN** for the generation of the RSA Signature is performed using a TOE internally stored confidential private key as required by **FMT_MTD.1/AA_KEY_WRITE** and **FMT_MTD.1/KEY_READ**. According to **FDP_ACF.1**, only the successfully authenticated Inspection Systems are allowed to request Active Authentication (**FDP_ACF.1.2, rule 2**).

The PACE protocol with Chip Authentication Mapping, defined by **FIA_API.1/PACE_CAM**, is executed using a TOE internally stored confidential private key as required by **FMT_MTD.1/CAPK** and **FMT_MTD.1/KEY_READ**. **FCS_CKM.1/DH_PACE** is used for the session key generation, **FCS_COP.1/CA_DATA_GEN** for the Chip Authentication Data generation and **FCS_COP.1.1/PACE_ENC** for the Chip Authentication Data encryption as per [ICAO_TR_SAC], following **FIA_UID.1/PACE_CAM**, **FIA_UAU.1/PACE_CAM**, **FIA_UAU.4/PACE**, **FIA_UAU.5/PACE_CAM**, **FIA_UAU.6/PACE**. The SFRs **FMT_SMF.1** and **FMT_SMR.1/PACE** support the functions and roles related.

7.3.1.4 OT.Data_Integrity

The security objective **OT.Data_Integrity** “Integrity of personal data” requires the TOE to protect the integrity of the logical travel document stored on the travel document’s chip against physical manipulation and unauthorized writing. Physical manipulation is addressed by **FPT_PHP.3**. Logical manipulation of stored user data is addressed by (**FDP_ACC.1/TRM**, **FDP_ACF.1/TRM**): only the Personalisation Agent is allowed to write the data in EF.DG1 to EF.DG16 of the logical travel document (**FDP_ACF.1.2/TRM**, rule 1) and terminals are not allowed to modify any of the data in EF.DG1 to EF.DG16 of the logical travel document (cf. **FDP_ACF.1.4/TRM**). **FMT_MTD.1/PA** requires that SOD containing signature over the User Data stored on the TOE and used for the Passive Authentication is allowed to be written by the Personalisation Agent only and, hence, is to be considered as trustworthy. The



Personalisation Agent must identify and authenticate themselves according to **FIA_UID.1/PACE** and **FIA_UAU.1/PACE** as well as **FIA_UID.1/PACE_CAM** and **FIA_UAU.1/PACE_CAM** before accessing these data. **FIA_UAU.4/PACE**, **FIA_UAU.5/PACE**, **FIA_UAU.5/PACE_CAM** and **FCS_CKM.4** represent some required specific properties of the protocols used. The SFR **FMT_SMR.1/PACE** lists the roles and the SFR **FMT_SMF.1** lists the TSF management functions.

Unauthorised modifying of the exchanged data is addressed, in the first line, by **FTP_ITC.1/PACE** using **FCS_COP.1/PACE_MAC**. For PACE secured data exchange, a prerequisite for establishing this trusted channel is a successful PACE Authentication (**FIA_UID.1/PACE**, **FIA_UAU.1/PACE**, **FIA_UID.1/PACE_CAM** and **FIA_UAU.1/PACE_CAM**) using **FCS_CKM.1/DH_PACE** and possessing the special properties **FIA_UAU.5/PACE**, **FIA_UAU.5/PACE_CAM**, **FIA_UAU.6/PACE** resp. **FIA_UAU.6/EAC**. The trusted channel is established using PACE, Chip Authentication v.1, and Terminal Authentication v.1. **FDP_RIP.1** requires erasing the values of session keys (here: for KMAC).

The TOE supports the inspection system detect any modification of the transmitted logical travel document data after Chip Authentication v.1. The SFR **FIA_UAU.6/EAC** and **FDP_UIT.1/TRM** requires the integrity protection of the transmitted data after Chip Authentication v.1 by means of secure messaging implemented by the cryptographic functions according to **FCS_CKM.1/CA** (for the generation of shared secret and for the derivation of the new session keys), and **FCS_COP.1/CA_ENC** and **FCS_COP.1/CA_MAC** for the ENC_MAC_Mode secure messaging. The session keys are destroyed according to **FCS_CKM.4** after use.

The SFR **FMT_MTD.1/CAPK** and **FMT_MTD.1/KEY_READ** requires that the Chip Authentication Key cannot be written unauthorized or read afterwards. The SFR **FCS_RND.1** represents a general support for cryptographic operations needed.

7.3.1.5 OT.Data_Authenticity

The security objective **OT.Data_Authenticity** aims ensuring authenticity of the User- and TSF data (after the PACE Authentication) by enabling its verification at the terminal-side and by an active verification by the TOE itself. This objective is mainly achieved by **FTP_ITC.1/PACE** using **FCS_COP.1/PACE_MAC**. A prerequisite for establishing this trusted channel is a successful PACE or Chip and Terminal Authentication v.1 (**FIA_UID.1/PACE**, **FIA_UAU.1/PACE**, **FIA_UID.1/PACE_CAM** and **FIA_UAU.1/PACE_CAM**) using **FCS_CKM.1/DH_PACE** resp. **FCS_CKM.1/CA** and possessing the special properties **FIA_UAU.5/PACE**, **FIA_UAU.5/PACE_CAM**, **FIA_UAU.6/PACE** resp. **FIA_UAU.6/EAC**. **FDP_RIP.1** requires erasing the values of session keys (here: for KMAC). **FIA_UAU.4/PACE**, **FIA_UAU.5/PACE**, **FIA_UAU.5/PACE_CAM** and **FCS_CKM.4** represent some required specific properties of the protocols used. The SFR **FMT_MTD.1/KEY_READ** restricts the access to the PACE passwords and the Chip Authentication Private Key. **FMT_MTD.1/PA** requires that SOD containing signature over the User Data stored on the TOE and used for the Passive Authentication is allowed to be written by the Personalisation Agent only and, hence, is to be considered as trustworthy. The SFR **FCS_RND.1** represents a general support for cryptographic operations needed. The SFRs **FMT_SMF.1** and **FMT_SMR.1/PACE** support the functions and roles related.

7.3.1.6 OT.Data_Confidentiality

The security objective **OT.Data_Confidentiality** aims that the TOE always ensures confidentiality of the User- and TSF-data stored and, after the PACE Authentication resp. Chip Authentication, of these data exchanged. This objective for the data stored is mainly achieved by (**FDP_ACC.1/TRM**, **FDP_ACF.1/TRM**). **FIA_UAU.4/PACE**, **FIA_UAU.5/PACE**, **FIA_UAU.5/PACE_CAM** and **FCS_CKM.4** represent some required specific properties of the protocols used.

This objective for the data exchanged is mainly achieved by **FDP_UCT.1/TRM**, **FDP_UIT.1/TRM** and **FTP_ITC.1/PACE** using **FCS_COP.1/PACE_ENC** resp. **FCS_COP.1/CA_ENC**. A prerequisite for establishing this trusted channel is a successful PACE or Chip and Terminal Authentication v.1 (**FIA_UID.1/PACE**, **FIA_UID.1/PACE_CAM**, **FIA_UAU.1/PACE** and **FIA_UAU.1/PACE_CAM**) using **FCS_CKM.1/DH_PACE** resp. **FCS_CKM.1/CA** and possessing the special properties **FIA_UAU.5/PACE**, **FIA_UAU.5/PACE_CAM** and **FIA_UAU.6/PACE** resp. **FIA_UAU.6/EAC**. **FDP_RIP.1** requires erasing the values of session keys (here: for Kenc). The SFR **FMT_MTD.1/KEY_READ** restricts the access to the PACE passwords and the Chip Authentication Private Key. **FMT_MTD.1/PA** requires that SOD containing signature over the User Data stored on the TOE and used for the Passive Authentication is allowed to be written by the Personalisation Agent only and, hence, is to be considered



trustworthy. The SFR **FCS_RND.1** represents the general support for cryptographic operations needed. The SFRs **FMT_SMF.1** and **FMT_SMR.1/PACE** support the functions and roles related.

7.3.1.7 OT.Tracing

The security objective **OT.Tracing** aims that the TOE prevents gathering TOE tracing data by means of unambiguous identifying the travel document remotely through establishing or listening to a communication via the contactless interface of the TOE without a priori knowledge of the correct values of shared passwords (CAN, MRZ). This objective is achieved as follows: (i) while establishing PACE communication with CAN or MRZ (non-blocking authorisation data) – by **FIA_AFL.1/PACE**; (ii) for listening to PACE communication (is of importance for the current PP, since SOD is card-individual) – **FTP_ITC.1/PACE**.

7.3.1.8 OT.Prot_Abuse-Func

The security objective **OT.Prot_Abuse-Func** “Protection against Abuse of Functionality” is ensured by the SFR **FMT_LIM.1** and **FMT_LIM.2** which prevent misuse of test functionality of the TOE or other features which may not be used after TOE Delivery.

7.3.1.9 OT.Prot_Inf_Leak

The security objective **OT.Prot_Inf_Leak** “Protection against Information Leakage” requires the TOE to protect confidential TSF data stored and/or processed in the travel document’s chip against disclosure

- by measurement and analysis of the shape and amplitude of signals or the time between events found by measuring signals on the electromagnetic field, power consumption, clock, or I/O lines which is addressed by the SFR **FPT_EMS.1**,
- by forcing a malfunction of the TOE which is addressed by the SFR **FPT_FLS.1** and **FPT_TST.1**, and/or
- by a physical manipulation of the TOE which is addressed by the SFR **FPT_PHP.3**.

7.3.1.10 OT.Prot_Phys-Tamper

The security objective **OT.Prot_Phys-Tamper** “Protection against Physical Tampering” is covered by the SFR **FPT_PHP.3**.

7.3.1.11 OT.Prot_Malfunction

The security objective **OT.Prot_Malfunction** “Protection against Malfunctions” is covered by (i) the SFR **FPT_TST.1** which requires self tests to demonstrate the correct operation and tests of authorized users to verify the integrity of TSF data and TSF code, and (ii) the SFR **FPT_FLS.1** which requires a secure state in case of detected failure or operating conditions possibly causing a malfunction.

7.3.1.12 OT.Identification

The security objective **OT.Identification** “Identification of the TOE” addresses the storage of Initialisation and Pre-Personalisation Data in its non-volatile memory, whereby they also include the IC Identification Data uniquely identifying the TOE’s chip. This will be ensured by TSF according to SFR **FAU_SAS.1**. The SFR **FMT_MTD.1/INI_ENA** allows only the Manufacturer to write Initialisation and Pre-personalisation Data (including the Personalisation Agent key). The SFR **FMT_MTD.1/INI_DIS** requires the Personalisation Agent to disable access to Initialisation and Pre-personalisation Data in the life cycle phase ‘operational use’. The SFRs **FMT_SMF.1** and **FMT_SMR.1/PACE** support the functions and roles related.

7.3.1.13 OT.AC_Pers

The security objective **OT.AC_Pers** “Access Control for Personalisation of logical travel document” addresses the access control of the writing the logical travel document. The justification for the SFRs **FAU_SAS.1**, **FMT_MTD.1/INI_ENA** and **FMT_MTD.1/INI_DIS** arises from the justification for OT.Identification above with respect to the Pre-personalisation Data. The write access to the logical travel document data are defined by the SFR **FIA_UID.1/PACE**, **FIA_UID.1/PACE_CAM**, **FIA_UAU.1/PACE**, **FIA_UAU.1/PACE_CAM**, **FDP_ACC.1/TRM** and **FDP_ACF.1/TRM** in the same way: only the successfully authenticated Personalisation Agent is allowed to write the data of the groups EF.DG1 to EF.DG16 of the logical travel document only once. **FMT_MTD.1/PA** covers the related property of OT.AC_Pers (writing SOD and, in generally, personalisation data). The SFR **FMT_SMR.1/PACE** lists the roles (including Personalisation Agent) and the SFR **FMT_SMF.1** lists the TSF management functions (including Personalisation). The SFRs **FMT_MTD.1/KEY_READ** and **FPT_EMS.1** restrict the access to the Personalisation Agent Keys and the Chip Authentication Private Key.

The authentication of the terminal as Personalisation Agent shall be performed by TSF according to SFR **FIA_UAU.4/PACE**, **FIA_UAU.5/PACE** and **FIA_UAU.5/PACE_CAM**. If the Personalisation Terminal want to authenticate itself to the TOE by means of the Terminal Authentication Protocol v.1 (after Chip Authentication v.1) with the Personalisation Agent Keys the TOE will use TSF according to the **FCS_RND.1** (for the generation of the challenge), **FCS_CKM.1/CA** (for the derivation of the new session keys after Chip Authentication v.1), and **FCS_COP.1/CA_ENC** and **FCS_COP.1/CA_MAC** (for the ENC_MAC_Mode secure messaging), **FCS_COP.1/SIG_VER** (as part of the Terminal Authentication Protocol v.1) and **FIA_UAU.6/EAC** (for the re-authentication). If the Personalisation Terminal wants to authenticate itself to the TOE by means of the Authentication Mechanism with Personalisation Agent Key the TOE will use TSF according to the **FCS_RND.1** (for the generation of the challenge) and **FCS_COP.1/CA_ENC** (to verify the authentication attempt). The session keys are destroyed according to **FCS_CKM.4** after use.

The Personalisation Agent can load the PACE password according to **FMT_MTD.1/PACE_PWD**.

Only the Personalisation Agent is allowed to generate Chip Authentication Key pair and Active Authentication Key pair according to respectively **FMT_MTD.1/CA_KEY_GEN** and **FMT_MTD.1/AA_KEY_GEN**, following rules define in **FDP_ACC.1/MP** and **FDP_ACF.1/MP**. The generation of these key pairs is ensured by **FCS_CKM.1/KEY_GEN**.

The Personalisation Agent can set the name (or beginning of the name) of the terminal allowed to remove the watermarking on files in phase 7, according to **FMT_MTD.1/DBI**.

The Personalization Agent is the only subject allowed to ends Personalization of logical MRTD, setting the TOE Life Cycle State in Operational Use state according to **FMT_MTD.1.1/LCS_PERS**, only if **FMT_MTD.1.1/LCS_PREP** has been realized. Since then it is no more possible to return in Personalization state.

7.3.1.14 OT.Configuration

The security objective **OT.Configuration** “Protection of the TOE preparation” addresses management of the Data Configuration, the Pre-personalization Agent keys, the Personalization Agent keys, the CPLC Data and the Life Cycle State of the TOE.

The Manufacturer Secret Key (MSK) loaded by Embedded software loading responsible (scheme 2 and scheme 3) or IC manufacturer (scheme 1) is diversified at first command according to SFR **FCS_CKM.1/MSK_DIV** and **FCS_CKM.1/MSK_SHA**. This secures the transport of the chip between IC manufacturing centre and MRTD manufacturing centre.

The authentication of the terminal as Manufacturer is performed by TSF according to SFR **FIA_UAU.4** and **FIA_UAU.5/MP**. The Manufacturer can be authenticated by using the symmetric authentication mechanism (**FCS_COP.1/GP_AUTH**) with the Pre-personalization key. **FIA_UAU.6/MP** describes the re-authentication. In case of failed authentication attempts **FIA_AFL.1/MP** enforces additional waiting time prolonging the necessary amount of time for facilitating a brute force attack. The SFR **FPT_ITC.1/MP** allows the Manufacturer to communicate with the OS.

In step 5, the Manufacturer is allowed to set the Pre-personalization Agent keys according to the SFR **FMT_MTD.1/MP_KEY_WRITE**, **FDP_ITC.1/MP** and **FCS_COP.1/GP_SDT_DEC**. The SFR

FMT_MTD.1/MP_KEY_READ prevents read access to the Pre-personalization keys and ensure together with the SFR **FPT_EMS.1**, **FPT_FLS.1** and **FPT_PHP.3** the confidentiality of these keys. This operation destroys the MSK (**FCS_CKM.4**).

The write access to these data is defined by the SFR **FDP_ACC.1/MP** and **FDP_ACF.1/MP** as follows: only the successfully authenticated Pre-personalization Agent and Personalization Agent are allowed to write these data.

In step 5, the authentication of the terminal as Manufacturer shall be performed by TSF according to SFR **FIA_UAU.4** and **FIA_UAU.5/MP**. The Manufacturer shall be authenticated by using the symmetric authentication mechanism (**FCS_COP.1/GP_AUTH**).

In case of failed authentication attempts **FIA_AFL.1/MP** enforces additional waiting time prolonging the necessary amount of time for facilitating a brute force attack

The SFR **FIA_UAU.6/MP** describes the re-authentication and **FDP_UCT.1/MP** and **FDP_UIT.1/MP** the protection of the transmitted data by means of secure messaging implemented by the cryptographic functions according to **FCS_CKM.1/GP**, **FCS_RND.1** (for key generation), and **FCS_COP.1/GP_ENC** as well as **FCS_COP.1/GP_MAC** for the ENC_MAC_Mode. The SFR **FCS_CKM.4** enforces the destruction of Secure Messaging session keys.

The Manufacturer is also able to detect any modification of the transmitted logical Additional Code data by means of the Symmetric Authentication mechanism. The SFR **FIA_UAU.6/ADD_CODE**, **FDP_UCT.1/ADD_CODE** and **FDP_UIT.1/ADD_CODE** requires the protection of the received data by means of secure messaging implemented by the cryptographic functions according to **FCS_CKM.1/LSK_DIV**, and **FCS_COP.1/ADDCODE_DEC** and **FCS_COP.1/ADDCODE_MAC** for the ENC_MAC_Mode. The LSK used as a seed for DIV_LSK cannot be read by anyone in accordance to **FMT_MTD.1/LSK_READ**. **FCS_CKM.4** enforces the destruction of Secure Messaging session keys. **FCS_CKM.4** also enforces the destruction of the LSK once the TOE is in Step 6.

The Manufacturer is the only one who can load and activate Additional Codes according to SFR **FMT_MTD.1.1/ADDCODE_LOAD** and **FMT_MTD.1.1/ADDCODE_ACT**. The Additional Code activation is enforced by the cryptographic function **FCS_COP.1/ADDCODE_SHA**.

The Manufacturer can enable Chip Authentication and Active Authentication functionalities following **FMT_MOF.1.1/PROT**.

The Manufacturer and the Personalization Agent can select the protection mode of user data following **FMT_MOF.1.1/GP**.

The SFR **FMT_SMR.1** lists the roles and the SFR **FMT_SMF.1** lists the TSF management functions setting the Pre-personalization Agent Keys according to the SFR **FMT_MTD.1/MP_KEY_WRITE** as authentication reference data. The SFR **FMT_MTD.1/MP_KEY_READ** prevents read access to the secret key of the Personalization Agent Keys and ensure together with the SFR **FCS_CKM.4**, **FPT_EMS.1**, **FPT_FLS.1** and **FPT_PHP.3** the confidentiality of these keys.

SFR **FDP_ACF.1/ID** and **FDP_ACC.1/ID** define rules to access TOE_ID and CPLC which allow the TOE identification.

The Manufacturer is the only subject allowed to ends Pre-personalization of logical MRTD, setting the TOE Life Cycle State in Personalization state according to **FMT_MTD.1.1/LCS_PREP**. Since then it is no more possible to return in manufacturing state and the role Manufacturer is no longer available as **FCS_CKM.4** destroys Manufacturer keys.

7.3.1.15 OT.Update_File

The security objective **OT.Update_File** “Modification of file in Operational Use Phase” addresses the modification of Updatable Data as defined in **FDP_ACC.1/UPD_FILE**. The SFR **FDP_ACF.1/UPD_FILE** clarifies what can be done by which subject: after a correct authentication the Personalization Agent is allowed to write, read and modify these Updatable Data during Pre-Personalisation and Personalisation phases. Any Terminal is not allowed to modify them during Operational phase. Only a successfully authenticated Extended Inspection System is allowed



to modify Updatable Data, only if with the name corresponding to the one (or beginning of the one) set following **FMT_MTD.1/UPD_FILE** by the Personalization Agent during Pre-Personalisation and Personalisation phases.

7.3.1.16 OT.BAC_Expiration

The security objective **OT.BAC_Expiration** “Automatic deactivation of BAC protocol” is ensured by the SFR **FMT_SMF.1** and detailed in **FMT_MOF.1/BAC_EXP** regarding mechanism activation and **FMT_MTD.1/BAC_EXP** regarding mechanism configuration.

7.3.1.17 OT.AC_SM_Level

The security objective **OT.AC_SM_Level** “Access control to sensitive biometric reference data according to SM level” is covered by **FMT_MTD.1/SM_LVL**.

7.3.1.18 OT.Secure_Load_ACode

The security objective **OT.Secure_Load_ACode** “Secure loading of the Additional Code” addresses the loading of the Additional Code.

The Manufacturer is also able to detect any modification of the transmitted logical Additional Code data by means of the Symmetric Authentication mechanism. The SFR **FIA_UAU.6/ADD_CODE**, **FDP_UCT.1/ADD_CODE** and **FDP_UIT.1/ADD_CODE** requires the protection of the received data by means of secure messaging implemented by the cryptographic functions according to **FCS_CKM.1/LSK_DIV**, and **FCS_COP.1/ADDCODE_DEC** and **FCS_COP.1/ADDCODE_MAC** for the ENC_MAC_Mode. The LSK used as a seed for DIV_LSK cannot be read by anyone in accordance to **FMT_MTD.1/LSK_READ**. **FCS_CKM.4** enforces the destruction of Secure Messaging session keys. **FCS_CKM.4** also enforces the destruction of the LSK once the TOE is in Step 6.

The Manufacturer is the only one who can load and activate Additional Codes according to SFR **FMT_MTD.1.1/ADDCODE_LOAD** and **FMT_MTD.1.1/ADDCODE_ACT**. The Additional Code activation is enforced by the cryptographic function **FCS_COP.1/ADDCODE_SHA**.

7.3.1.19 OT.Secure_AC_Activation

The security objective **OT.Secure_AC_Activation** “Secure activation of the Additional Code” addresses the activation of the Additional Code.

The Manufacturer is also able to detect any modification of the transmitted logical Additional Code data by means of the Symmetric Authentication mechanism. The SFR **FIA_UAU.6/ADD_CODE**, **FDP_UCT.1/ADD_CODE** and **FDP_UIT.1/ADD_CODE** requires the protection of the received data by means of secure messaging implemented by the cryptographic functions according to **FCS_CKM.1/LSK_DIV**, and **FCS_COP.1/ADDCODE_DEC** and **FCS_COP.1/ADDCODE_MAC** for the ENC_MAC_Mode. The LSK used as a seed for DIV_LSK cannot be read by anyone in accordance to **FMT_MTD.1/LSK_READ**. **FCS_CKM.4** enforces the destruction of Secure Messaging session keys. **FCS_CKM.4** also enforces the destruction of the LSK once the TOE is in Step 6.

The Manufacturer is the only one who can load and activate Additional Codes according to SFR **FMT_MTD.1.1/ADDCODE_LOAD** and **FMT_MTD.1.1/ADDCODE_ACT**. The Additional Code activation is enforced by the cryptographic function **FCS_COP.1/ADDCODE_SHA**.

7.3.1.20 OT.TOE_Identification

The security objective **OT.TOE_Identification** “Secure identification of the TOE” address the storage of the IC Identification Data uniquely identifying the MRTD’s chip in its non-volatile memory. This will be ensured by TSF according to SFR **FAU_SAS.1**.

SFR FDP_ACF.1/ID and **FDP_ACC.1/ID** define rules to read and write TOE_ID and CPLC which allow the TOE identification.

The authentication of the terminal as Manufacturer is performed by TSF according to SFR **FIA_UAU.4** and **FIA_UAU.5/MP**. The Manufacturer can be authenticated by using the symmetric authentication mechanism

(**FCS_COP.1/GP_AUTH**) with the Pre-personalization key. **FIA_UAU.6/MP** describes the re-authentication. In case of failed authentication attempts **FIA_AFL.1/MP** enforces additional waiting time prolonging the necessary amount of time for facilitating a brute force attack. The SFR **FTP_ITC.1/MP** allows the Manufacturer to communicate with the OS.

7.3.1.21 OT.DES_SM_Expiration

SFRs **FMT_MOF.1/DES_SM_EXP** and **FMT_MTD.1/DES_SM_EXP** cover the security objective **OT.DES_SM_Expiration** "Automatic deactivation of DES-based secure messaging". **FMT_MOF.1/DES_SM_EXP** permits to the Country Verifying Certification Authority and Domestic Document Verifier to proceed with the deactivation of the function when it expires whereas **FMT_MTD.1/DES_SM_EXP** restricts the ability to set the expiry date of the function to the Personalization Agent.

7.3.2 Dependency Rationale

7.3.2.1 Overview

The Table 19 shows the dependencies between the SFR of the TOE.

SFR	Dependencies	Support of the Dependencies
FAU_SAS.1	No dependencies	n.a.
FCS_CKM.1/DH_PACE	[FCS_CKM.2 or FCS_COP.1], FCS_CKM.4	FCS_COP.1/PACE_ENC and FCS_COP.1/PACE_MAC FCS_CKM.4
FCS_CKM.1/CA		FCS_COP.1/CA_ENC and FCS_COP.1/CA_MAC FCS_CKM.4
FCS_CKM.1/MSK_DIV		FCS_COP.1/GP_ENC and FCS_COP.1/GP_MAC FCS_CKM.4
FCS_CKM.1/GP		FCS_COP.1/GP_ENC and FCS_COP.1/GP_MAC FCS_CKM.4
FCS_CKM.1/LSK_DIV		FCS_COP.1/ADDCODE_DEC and FCS_COP.1/ADDCODE_MAC FCS_CKM.4
FCS_CKM.1/KEY_GEN		FCS_COP.1/CA_ENC and FCS_COP.1/CA_MAC and FCS_COP.1/SIG_GEN FCS_CKM.4
FCS_CKM.4		FDP_ITC.1, or FDP_ITC.2, or FCS_CKM.1]
FCS_COP.1/PACE_ENC	[FDP_ITC.1, or FDP_ITC.2, or FCS_CKM.1], FCS_CKM.4	FCS_CKM.1/DH_PACE FCS_CKM.4
FCS_COP.1/PACE_MAC		FCS_CKM.1/DH_PACE FCS_CKM.4
FCS_COP.1/CA_ENC		FCS_CKM.1/CA FCS_CKM.4
FCS_COP.1/SIG_VER		FCS_CKM.1/CA FCS_CKM.4
FCS_COP.1/CA_MAC		FCS_CKM.1/CA FCS_CKM.4
FCS_COP.1/MSK_SHA		FCS_CKM.1/MSK_DIV FCS_CKM.4

SFR	Dependencies	Support of the Dependencies
FCS_COP.1/GP_ENC		FCS_CKM.1/MSK_DIV and FCS_CKM.1/GP FCS_CKM.4
FCS_COP.1/GP_AUTH		FCS_CKM.1/MSK_DIV and FCS_CKM.1/GP FCS_CKM.4
FCS_COP.1/GP_MAC		FCS_CKM.1/MSK_DIV and FCS_CKM.1/GP FCS_CKM.4
FCS_COP.1/GP_SDT_DEC		FCS_CKM.1/MSK_DIV and FCS_CKM.1/GP FCS_CKM.4
FCS_COP.1/ADDCODE_DEC		FCS_CKM.1/LSK_DIV FCS_CKM.4
FCS_COP.1/ADDCODE_MAC		FCS_CKM.1/LSK_DIV FCS_CKM.4
FCS_COP.1/ADDCODE_SHA		FCS_CKM.1/LSK_DIV FCS_CKM.4
FCS_COP.1/SIG_GEN		FDP_ITC.1/MP FCS_CKM.4
FCS_COP.1/CA_DATA_GEN		FCS_CKM.1/CA FCS_CKM.4
FCS_RND.1	No dependencies	n.a.
FIA_UID.1/PACE	No dependencies	n.a.
FIA_UID.1/PACE_CAM	No dependencies	n.a.
FIA_UAU.1/PACE	FIA_UID.1	FIA_UID.1/PACE
FIA_UAU.1/PACE_CAM	FIA_UID.1	FIA_UID.1/PACE_CAM
FIA_UAU.4/PACE	No dependencies	n.a.
FIA_UAU.5/PACE	No dependencies	n.a.
FIA_UAU.5/PACE_CAM	No dependencies	n.a.
FIA_UAU.6/PACE		
FIA_UAU.6/EAC		
FIA_UAU.6/MP	No dependencies	n.a.
FIA_UAU.6/ADD_CODE	No dependencies	n.a.
FIA_AFL.1/PACE	FIA_UAU.1	FIA_UAU.1
FIA_AFL.1/MP		
FIA_API.1/CA		
FIA_API.1/AA	No dependencies	n.a.
FIA_API.1/PACE_CAM		
FDP_ACC.1/TRM		FDP_ACF.1/TRM
FDP_ACC.1/MP	FDP_ACF.1	FDP_ACF.1/MP
FDP_ACC.1/ID		FDP_ACF.1/ID
FDP_ACC.1/UPD_FILE		FDP_ACF.1/UPD_FILE
FDP_ACF.1/TRM	FDP_ACC.1, FMT_MSA.3	FDP_ACC.1/TRM See justification in §7.3.2.2.1

SFR	Dependencies	Support of the Dependencies
FDP_ACF.1/MP		FDP_ACC.1/MP
FDP_ACF.1/ID		See justification in §7.3.2.2.2 FDP_ACC.1/ID
FDP_ACF.1/UPD_FILE		See justification in §7.3.2.2.2 FDP_ACC.1/UPD_FILE
FDP_RIP.1	No dependencies	See justification in §7.3.2.2.1 n.a.
FDP_UCT.1/TRM	[FTP_ITC.1, or FTP_TRP.1], [FDP_IFC.1, or FDP_ACC.1]	FTP_ITC.1
FDP_UCT.1/MP		FDP_ACC.1/TRM FTP_ITC.1
FDP_UCT.1/ADD_CODE		FDP_ACC.1/MP FTP_ITC.1/MP
FDP_UIT.1/TRM	[FTP_ITC.1, or FTP_TRP.1], [FDP_IFC.1, or FDP_ACC.1]	FDP_ACC.1/MP
FDP_UIT.1/MP		FTP_ITC.1/MP
FDP_UIT.1/ADD_CODE		FDP_ACC.1/MP
FDP_ITC.1/MP	[FDP_ACC.1, or FDP_IFC.1]	FDP_ACC.1/MP
FMT_MOF.1/PROT	FMT_MSA.3	See justification in §7.3.2.2.3
FMT_MOF.1/GP	FMT_SMF.1	FMT_SMF.1
FMT_MOF.1/BAC_EXP	FMT_SMR.1	FMT_SMR.1/PACE
FMT_MOF.1/DES_SM_EXP		
FMT_SMF.1	No dependencies	n.a.
FMT_SMR.1/PACE	FIA_UID.1	FIA_UID.1/PACE
FMT_LIM.1	FMT_LIM.2	FMT_LIM.2
FMT_LIM.2	FMT_LIM.1	FMT_LIM.1
FMT_MTD.1/INI_ENA	FMT_SMF.1, FMT_SMR.1	FMT_SMF.1, FMT_SMR.1/PACE
FMT_MTD.1/INI_DIS		
FMT_MTD.1/PA		
FMT_MTD.1/CVCA_INI		
FMT_MTD.1/CVCA_UPD		
FMT_MTD.1/DATE		
FMT_MTD.1/CAPK		
FMT_MTD.1/KEY_READ		
FMT_MTD.1/PACE_PWD		
FMT_MTD.1/MP_KEY_WRITE		
FMT_MTD.1/AA_KEY_WRITE		
FMT_MTD.1/LCS_PREP		
FMT_MTD.1/LCS_PERS		
FMT_MTD.1/LSK_READ		
FMT_MTD.1/ADDCODE_LOAD		

SFR	Dependencies	Support of the Dependencies
FMT_MTD.1/ADDCODE_ACT		
FMT_MTD.1/AA_KEY_GEN		
FMT_MTD.1/CA_KEY_GEN		
FMT_MTD.1/BAC_EXP		
FMT_MTD.1/UPD_FILE		
FMT_MTD.1/SM_LVL		
FMT_MTD.1/DES_SM_EXP		
FMT_MTD.1/DBI		
FMT_MTD.3	FMT_MTD.1	FMT_MTD.1/CVCA_INI and FMT_MTD.1/CVCA_UPD
FPT_EMS.1	No dependencies	n.a.
FPT_FLS.1	No dependencies	n.a.
FPT_TST.1	No dependencies	n.a.
FPT_PHP.3	No dependencies	n.a.
FTP_ITC.1/PACE	No dependencies	n.a.
FTP_ITC.1/MP		

Table 19- Dependencies between the SFR for the TOE

7.3.2.2 Rationale for the exclusion of dependencies

7.3.2.2.1 FDP_ACF.1/TRM and FDP_ACF.1/UPD_FILE

The access control TSF according to **FDP_ACF.1/TRM** and **FDP_ACF.1/UPD_FILE** uses security attributes which are defined during the personalisation and are fixed over the whole life time of the TOE. No management of these security attribute (i.e. SFR FMT_MSA.1 and FMT_MSA.3) is necessary here.

7.3.2.2.2 FDP_ACF.1/MP and FDP_ACF.1/ID

The access control TSF according to **FDP_ACF.1/MP** and **FDP_ACF.1/ID** uses security attributes which are fixed during the development of the OS and are fixed over the whole life time of the TOE. No management of these security attribute (i.e. SFR FMT_MSA.1 and FMT_MSA.3) is necessary here.

7.3.2.2.3 FDP_ITC.1/MP

The SFR **FDP_ITC.1/MP** requires the verification of security attributes when Manufacturer and Personalization Agent imports user data. There is no need for FMT_MSA.3, e.g. to initialize these security attributes, as they are fixed during the development of the OS.



8 TOE SUMMARY SPECIFICATION

8.1 TOE summary specification

8.1.1 Overview

The TOE provides the following Security Functions (TSF):

TSF	Acronym	Descr.	Step		
			5	6	7
Access Control in Reading	F.ACR	§ 8.1.2	✓	✓	✓
Access Control in Writing	F.ACW	§ 8.1.3	✓	✓	✓
Active Authentication	F.AA	§ 8.1.4	✓	✗	✓
Extended Access Control	F.EAC	§ 8.1.5	✗	✗	✓
PACE	F.PACE	§ 8.1.6	✗	✗	✓
MRTD Personalization	F.PERS	§ 8.1.7	✗	✓	✗
Physical Protection	F.PHY	§ 8.1.8	✓	✓	✓
MRTD Pre-personalization	F.PREP	§ 8.1.9	✓	✗	✗
Safe State Management	F.SS	§ 8.1.10	✓	✓	✓
Secure Messaging	F.SM	§ 8.1.11	✓	✓	✓
Self Tests	F.STST	§ 8.1.12	✓	✓	✓

Table 20 - TSF of the TOE

8.1.2 Access Control in Reading

This function controls access to read functions and enforces the security policy for data retrieval. Prior to any data retrieval, it authenticates the actor trying to access the data, and checks the access conditions are fulfilled as well as the life cycle state. It ensures that at any time, the following keys are never readable:

- MSK,
- Pre-personalization Agent keys,
- Personalization Agent keys,
- AA private key,
- CA private key,
- LSK

It controls access to the CPLC data as follow:

- It ensures the CPLC data can be read during the personalization phase,
- It ensures it cannot be readable without authentication at the end of the personalization step.

It controls access to the TOE_ID as follow:

- It ensures the TOE_ID data can be read during the manufacturing and personalization phases,
- It ensures it cannot be readable without authentication in operational use phase.

Regarding the file structure:

In the Operational Use phase:

- The terminal can read user data, the Document Security Object, EF.COM only after BAC authentication and through a valid secure channel.

In the Manufacturing and Personalization phases:

|))))

- The Manufacturer and the Personalization Agent can read all the data stored in the TOE after it is authenticated by the TOE (using its authentication keys).

It ensures as well that no other part of the memory can be accessed at anytime

8.1.3 Access Control in Writing

This function controls access to write functions (in EEPROM) and enforces the security policy for data writing. Prior to any data update, it authenticates the actor, and checks the access conditions are fulfilled as well as the life cycle state.

It also ensures the CPLC data cannot be written anymore once the TOE is in Operational Use phase.

Regarding the file structure:

In the Operational Use phase:

It is not possible to create any files (system or data files). Furthermore, it is not possible to update any files (system or data files), except for CVCA which can be updated if the “Secure Messaging” access condition is verified.

In the Manufacturing and Personalization phases:

The Manufacturing and Personalization Agent can create and write through a valid secure channel all the data files it needs after it is authenticated by the TOE (using its authentication keys).

8.1.4 Active Authentication

This TSF provides the Active Authentication as described in [ICAO_9303]. It also provides management of this function in phase 5.

8.1.5 Extended Access Control

This TSF provides the Extended Access Control, authentication and session keys generation to be used by F.SM, as described in [TR_03110].

8.1.6 PACE

This TSF provides the Password Authenticated Connection Establishment authentication and session keys generation to be used by F.SM, as described in [TR_03110].

8.1.7 MRTD Personalization

This security functionality ensures that the TOE, when delivered to the Personalization Agent, provides and requires authentication for data exchange. This authentication is based on a Triple DES authentication mechanism. This function allows to:

- Manage symmetric authentication using Personalization Agent keys,
- Compute session keys to be used by F.SM,
- Load user data,
- Configure SM level for biometrical data access,
- Load Chip Authentication keys and Active Authentication keys,
- Set Personalization Agent CPLC Data,
- Configure BAC deactivation mechanism
- Set the name of the terminal allowed to modify files in phase 7, and identifiers of these files
- Set TOE life cycle in Operational Use phase.

8.1.8 Physical Protection

This Security Function protects the TOE against physical attacks, so that the integrity and confidentiality of the TOE is ensured, including keys, user data, CPLC data, configuration data and TOE life cycle. It detects physical tampering, responds automatically, and also controls the emanations sent out by the TOE.

8.1.9 MRTD Pre-personalization

This security functionality ensures that the TOE, when delivered to the Manufacturer, provides and requires an authentication mechanism for data exchange. This authentication is based on Triple DES symmetric authentication mechanism. This function allows to:

- Diversify the MSK,
- Manage symmetric authentication using Pre-personalization Agent keys,
- Compute session keys to be used by F.SM,
- Load and activate Additional Code,
- Load data,
- Create the MRTD application
- Load Personalization Agent keys,
- Load the Pre-personalization Agent CPLC Data,
- Set TOE life cycle in Personalization phase.

This security function ensures the destruction of the MSK, once ISK is loaded. This security function ensures the destruction of the ISK, once Personalization Agent keys are loaded.

8.1.10 Safe State Management

This security functionality ensures that the TOE gets back to a secure state when:

- an integrity error is detected by F.STST described in § 8.1.12,
- a tearing occurs (during a copy of data in EEPROM).

This security functionality ensures that if such a case occurs, the TOE is either switched in the state "kill card" or becomes mute.

8.1.11 Secure Messaging

This security functionality ensures the confidentiality, authenticity and integrity of the communication between the TOE and the interface device. In the operational phase, after a successful Authentication Procedure (i.e. BAC or CA), a secure channel is established. This security functionality also provides a Secure Messaging (SCP02) for the Pre-personalization and Personalization phases. The protocols can be configured to protect the exchanges integrity and/or confidentiality. If an error occurs in the secure messaging layer, the session keys are destroyed.

8.1.12 Self Tests

The TOE performs self-tests to verify the integrity of the TSF data:

- At Reset,
- Before using the TSF data,
- Before using Chip Authentication key and Active Authentication key.

8.2 SFR and TSF

SFR \ TSF	TSF										
	F.ACR	F.ACW	F.AA	F.EAC	F.PACE	F.PERS	F.PHY	F.PREP	F.SS	F.SM	F.STST
FAU_SAS.1	x	x	x	x	x	x	✓	x	✓	x	x
FCS_CKM.1/DH_PACE	x	x	x	x	✓	x	x	x	x	x	✓
FCS_CKM.1/CA	x	x	x	✓	x	x	x	x	x	x	✓
FCS_CKM.1/MSK_DIV	x	x	x	x	x	x	x	✓	x	x	✓
FCS_CKM.1/GP	x	x	x	x	x	✓	x	✓	x	x	✓
FCS_CKM.1/LSK_DIV	x	x	x	x	x	x	x	✓	x	x	✓
FCS_CKM.1/KEY_GEN	x	x	x	x	x	✓	x	✓	x	x	✓
FCS_CKM.4	x	x	x	x	x	✓	x	✓	x	✓	x
FCS_COP.1/PACE_ENC	x	x	x	x	x	x	x	x	x	✓	✓
FCS_COP.1/PACE_MAC	x	x	x	x	x	x	x	x	x	✓	✓
FCS_COP.1/CA_ENC	x	x	x	x	x	x	x	x	x	✓	✓
FCS_COP.1.1/SIG_VER	x	x	x	✓	x	x	x	x	x	x	✓
FCS_COP.1/CA_MAC	x	x	x	x	x	x	x	x	x	✓	✓
FCS_COP.1/MSK_SHA	x	x	x	x	x	x	x	✓	x	x	x
FCS_COP.1/GP_ENC	x	x	x	x	x	x	x	x	x	✓	✓
FCS_COP.1/GP_AUTH	x	x	x	x	x	✓	x	✓	x	x	✓
FCS_COP.1/GP_MAC	x	x	x	x	x	x	x	x	x	✓	✓
FCS_COP.1/GP_SDT_DEC	x	x	x	x	x	✓	x	x	x	x	✓
FCS_COP.1/SIG_GEN	x	x	✓	x	x	x	x	x	x	x	✓
FCS_COP.1/ADDCODE_DEC	x	x	x	x	x	x	x	✓	x	x	✓
FCS_COP.1/ADDCODE_MAC	x	x	x	x	x	x	x	✓	x	x	✓
FCS_COP.1/ADDCODE_SHA	x	x	x	x	x	x	x	✓	x	x	✓
FCS_COP.1/CA_DATA_GEN	x	x	x	x	✓	x	x	x	x	x	x
FCS_RND.1	x	x	✓	✓	✓	✓	x	✓	x	x	✓
FIA_UID.1/PACE	✓	x	x	x	x	x	x	x	x	x	x
FIA_UID.1/PACE_CAM	✓	x	x	x	x	x	x	x	x	x	x
FIA_UAU.1/PACE	✓	x	x	x	x	x	x	x	x	x	x
FIA_UAU.1/PACE_CAM	✓	x	x	x	x	x	x	x	x	x	x
FIA_UAU.4/PACE	x	x	x	✓	✓	✓	x	✓	x	x	✓
FIA_UAU.5/PACE	x	x	x	✓	✓	✓	x	✓	x	✓	✓
FIA_UAU.5/PACE_CAM	x	x	x	✓	✓	✓	x	✓	x	✓	✓
FIA_UAU.6/PACE	x	x	x	x	x	x	x	x	x	✓	✓
FIA_UAU.6/EAC	x	x	x	x	x	x	x	x	x	✓	✓
FIA_UAU.6/MP	x	x	x	x	x	x	x	x	x	✓	✓
FIA_UAU.6/ADD_CODE	x	x	x	x	x	x	x	✓	x	x	✓
FIA_AFL.1/PACE	x	x	x	x	✓	x	x	x	x	x	✓
FIA_AFL.1/MP	x	x	x	x	x	✓	x	✓	x	x	✓
FIA_API.1/CA	x	x	x	✓	x	x	x	x	x	x	x
FIA_API.1/AA	x	x	✓	x	x	x	x	x	x	x	x
FIA_API.1/PACE_CAM	x	x	x	✓	x	x	x	x	x	x	x
FDP_ACC.1/TRM	✓	✓	x	x	✓	x	x	x	x	x	x
FDP_ACC.1/MP	✓	✓	x	x	x	✓	x	✓	x	x	x
FDP_ACC.1/ID	✓	✓	x	x	✓	✓	x	✓	x	x	x
FDP_ACC.1/UPD_FILE	✓	✓	x	✓	x	✓	x	x	x	x	x
FDP_ACF.1/TRM	✓	✓	x	x	✓	x	x	x	x	x	x
FDP_ACF.1/MP	✓	✓	x	x	x	✓	x	✓	x	x	x
FDP_ACF.1/ID	✓	✓	x	x	✓	✓	x	✓	x	x	x
FDP_ACF.1/UPD_FILE	✓	✓	x	✓	x	✓	x	x	x	x	x

SFR	TSF										
	F.ACR	F.ACW	F.AA	F.EAC	F.PACE	F.PERS	F.PHY	F.PREP	F.SS	F.SM	F.STST
FDP_RIP.1	x	x	x	x	✓	x	x	x	x	✓	x
FDP_UCT.1/TRM	x	x	x	x	x	x	x	x	x	✓	✓
FDP_UCT.1/MP	x	x	x	x	x	x	x	x	x	✓	✓
FDP_UCT.1/ADD_CODE	x	x	x	x	x	x	x	✓	x	x	✓
FDP_UIT.1/TRM	x	x	x	x	x	x	x	x	x	✓	✓
FDP_UIT.1/MP	x	x	x	x	x	x	x	x	x	✓	✓
FDP_UIT.1/ADD_CODE	x	x	x	x	x	x	x	✓	x	x	✓
FDP_ITC.1/MP	x	x	x	x	x	✓	x	✓	x	x	✓
FMT_MOF.1/PROT	x	x	✓	x	x	x	x	x	x	x	x
FMT_MOF.1/GP	x	x	x	x	x	✓	x	✓	x	x	x
FMT_MOF.1/BAC_EXP	x	x	x	x	x	x	x	✓	x	x	x
FMT_MOF.1/DES_SM_EXP	x	x	x	x	x	x	x	✓	x	x	x
FMT_SMF.1	x	x	✓	✓	x	✓	x	✓	x	x	x
FMT_SMR.1/PACE	x	x	x	x	✓	✓	x	✓	x	x	x
FMT_LIM.1	x	x	x	x	x	x	✓	x	✓	x	x
FMT_LIM.2	x	x	x	x	x	x	✓	x	✓	x	x
FMT_MTD.1/INI_ENA	✓	✓	x	x	x	x	x	✓	x	x	x
FMT_MTD.1/INI_DIS	✓	✓	x	x	x	✓	x	x	x	x	x
FMT_MTD.1/PA	✓	✓	x	x	x	✓	x	x	x	x	x
FMT_MTD.1/CVCA_INI	✓	✓	x	x	x	✓	x	x	x	x	x
FMT_MTD.1/CVCA_UPD	✓	✓	x	✓	x	x	x	x	x	x	x
FMT_MTD.1/DATE	✓	✓	x	✓	x	x	x	x	x	x	x
FMT_MTD.1/CAPK	✓	✓	x	x	x	✓	x	x	x	x	x
FMT_MTD.1/KEY_READ	✓	✓	x	x	x	x	x	x	x	x	x
FMT_MTD.1/PACE_PWD	✓	✓	x	x	x	✓	x	x	x	x	x
FMT_MTD.1/MP_KEY_WRITE	✓	✓	x	x	x	x	x	✓	x	x	x
FMT_MTD.1/AA_KEY_WRITE	✓	✓	x	x	x	✓	x	x	x	x	x
FMT_MTD.1/LCS_PREP	✓	✓	x	x	x	x	x	✓	x	x	x
FMT_MTD.1/LCS_PERS	✓	✓	x	x	x	✓	x	x	x	x	x
FMT_MTD.1/LSK_READ	✓	✓	x	x	x	x	x	x	x	x	x
FMT_MTD.1/ADDCODE_LOAD	✓	✓	x	x	x	x	x	✓	x	x	x
FMT_MTD.1/ADDCODE_ACT	✓	✓	x	x	x	x	x	✓	x	x	x
FMT_MTD.1/AA_KEY_GEN	x	x	x	x	x	✓	x	✓	x	x	x
FMT_MTD.1/CA_KEY_GEN	x	x	x	x	x	✓	x	✓	x	x	x
FMT_MTD.1/BAC_EXP	✓	✓	x	x	x	x	x	✓	x	x	x
FMT_MTD.1/UPD_FILE	✓	✓	x	x	x	✓	x	x	x	x	x
FMT_MTD.1/SM_LVL	✓	✓	x	x	x	✓	x	x	x	x	x
FMT_MTD.1/DES_SM_EXP	✓	✓	x	x	x	x	x	✓	x	x	x
FMT_MTD.1/DBI	x	x	x	x	x	✓	x	x	x	x	x
FMT_MTD.3	✓	✓	x	✓	x	x	x	x	x	x	x
FPT_EMS.1	✓	✓	✓	✓	✓	✓	✓	✓	x	✓	x
FPT_FLS.1	x	x	x	x	x	x	✓	x	✓	x	x
FPT_TST.1	x	x	x	x	x	x	x	x	x	x	✓
FPT_PHP.3	x	x	x	x	x	x	✓	x	✓	x	x
FTP_ITC.1/PACE	x	x	x	x	✓	x	x	x	x	✓	x
FTP_ITC.1/MP	x	x	x	x	x	✓	x	✓	x	x	✓

Table 21- SFR and TSF



9 GLOSSARY AND ACRONYMS

9.1 Glossary

Term	Definition
Accurate Terminal Certificate	A Terminal Certificate is accurate, if the issuing Document Verifier is trusted by the travel document's chip to produce Terminal Certificates with the correct certificate effective date, see [TR_03110].
Advanced Inspection Procedure (with PACE)	A specific order of authentication steps between a travel document and a terminal as required by [ICAO_TR_SAC], namely (i) PACE, (ii) Chip Authentication v.1, (iii) Passive Authentication with SOD and (iv) Terminal Authentication v.1. AIP can generally be used by EIS-AIP-PACE.
Agreement	This term is used in the current PP in order to reflect an appropriate relationship between the parties involved, but not as a legal notion.
Active Authentication	Security mechanism defined in [ICAO_9303] option by which means the travel document's chip proves and the inspection system verifies the identity and authenticity of the travel document's chip as part of a genuine travel document issued by a known State of Organisation.
Application note	Optional informative part of the PP containing sensitive supporting information that is considered relevant or useful for the construction, evaluation, or use of the TOE.
Audit records	Write-only-once non-volatile memory area of the travel document's chip to store the Initialization Data and Pre-personalisation Data.
Authenticity	Ability to confirm the travel document and its data elements on the travel document's chip were created by the issuing State or Organisation
Basic Access Control (BAC)	Security mechanism defined in [ICAO_9303] by which means the travel document's chip proves and the inspection system protects their communication by means of secure messaging with Document Basic Access Keys (see there).
Basic Inspection System with PACE protocol (BIS-PACE)	A technical system being used by an inspecting authority and operated by a governmental organisation (i.e. an Official Domestic or Foreign Document Verifier) and verifying the travel document presenter as the travel document holder (for ePassport: by comparing the real biometric data (face) of the travel document presenter with the stored biometric data (DG2) of the travel document holder). The Basic Inspection System with PACE is a PACE Terminal additionally supporting/applying the Passive Authentication protocol and is authorised by the travel document Issuer through the Document Verifier of receiving state to read a subset of data stored on the travel document.
Basic Inspection System (BIS)	An inspection system which implements the terminals part of the Basic Access Control Mechanism and authenticates itself to the travel document's chip using the Document Basic Access Keys derived from the printed MRZ data for reading the logical travel document.
Biographical data (biodata)	The personalised details of the travel document holder of the document appearing as text in the visual and machine readable zones on the biographical data page of a travel document. [ICAO_9303]
Biometric reference data	Data stored for biometric authentication of the travel document holder in the travel document's chip as (i) digital portrait and (ii) optional biometric reference data.
Card Access Number (CAN)	Password derived from a short number printed on the front side of the data-page.

Term	Definition
Certificate chain	A sequence defining a hierarchy certificates. The Inspection System Certificate is the lowest level, Document Verifier Certificate in between, and Country Verifying Certification Authority Certificates are on the highest level. A certificate of a lower level is signed with the private key corresponding to the public key in the certificate of the next higher level.
Counterfeit	An unauthorized copy or reproduction of a genuine security document made by whatever means. [ICAO_9303]
Country Signing CA Certificate (CCSCA)	Certificate of the Country Signing Certification Authority Public Key (KPuCSCA) issued by Country Signing Certification Authority stored in the inspection system.
Country Signing Certification Authority (CSCA)	<p>An organisation enforcing the policy of the travel document Issuer with respect to confirming correctness of user and TSF data stored in the travel document. The CSCA represents the country specific root of the PKI for the travel documents and creates the Document Signer Certificates within this PKI.</p> <p>The CSCA also issues the self-signed CSCA Certificate (CCSCA) having to be distributed by strictly secure diplomatic means, see. [ICAO_9303], 5.5.1. The Country Signing Certification Authority issuing certificates for Document Signers (cf. [ICAO_9303]) and the domestic CVCA may be integrated into a single entity, e.g. a Country Certification Authority. However, even in this case, separate key pairs must be used for different roles, see [TR_03110].</p>
Country Verifying Certification Authority (CVCA)	<p>An organisation enforcing the privacy policy of the travel document Issuer with respect to protection of user data stored in the travel document (at a trial of a terminal to get an access to these data). The CVCA represents the country specific root of the PKI for the terminals using it and creates the Document Verifier Certificates within this PKI. Updates of the public key of the CVCA are distributed in form of CVCA Link-Certificates, see [TR_03110].</p> <p>Since the Standard Inspection Procedure does not imply any certificate-based terminal authentication, the current TOE cannot recognise a CVCS as a subject; hence, it merely represents an organizational entity within this PP. The Country Signing Certification Authority (CSCA) issuing certificates for Document Signers (cf. [ICAO_9303]) and the domestic CVCA may be integrated into a single entity, e.g. a Country Certification Authority. However, even in this case, separate key pairs must be used for different roles, see [TR_03110].</p>
Current date	The maximum of the effective dates of valid CVCA, DV and domestic Inspection System certificates known to the TOE. It is used the validate card verifiable certificates.
CV Certificate	Card Verifiable Certificate according to [TR_03110].
CVCA link Certificate	Certificate of the new public key of the Country Verifying Certification Authority signed with the old public key of the Country Verifying Certification Authority where the certificate effective date for the new key is before the certificate expiration date of the certificate for the old key.
Document Basic Access Key Derivation Algorithm	The [ICAO_9303] describes the Document Basic Access Key Derivation Algorithm on how terminals may derive the Document Basic Access Keys from the second line of the printed MRZ data.
PACE passwords	Passwords used as input for PACE. This may either be the CAN or the SHA-1-value of the concatenation of Serial Number, Date of Birth and Date of Expiry as read from the MRZ, see [ICAO_TR_SAC]
Document Details Data	Data printed on and electronically stored in the travel document representing the document details like document type, issuing state, document number, date of issue, date of expiry, issuing authority. The document details data are less-sensitive data.
Document Security Object (SOD)	A RFC3369 CMS Signed Data Structure, signed by the Document Signer (DS). Carries the hash values of the LDS Data Groups. It is stored in the travel document's chip. It may carry the Document Signer Certificate (CDS). [ICAO_9303]

Term	Definition
Document Signer (DS)	<p>An organisation enforcing the policy of the CSCA and signing the Document Security Object stored on the travel document for passive authentication.</p> <p>A Document Signer is authorised by the national CSCA issuing the Document Signer Certificate (CDS), see [TR_03110] and [ICAO_9303].</p> <p>This role is usually delegated to a Personalisation Agent.</p>
Document Verifier (DV)	<p>An organisation enforcing the policies of the CVCA and of a Service Provider (here: of a governmental organisation / inspection authority) and managing terminals belonging together (e.g. terminals operated by a State's border police), by – inter alia – issuing Terminal Certificates. A Document Verifier is therefore a Certification Authority, authorised by at least the national CVCA to issue certificates for national terminals, see [TR_03110].</p> <p>Since the Standard Inspection Procedure does not imply any certificate-based terminal authentication, the current TOE cannot recognise a DV as a subject; hence, it merely represents an organisational entity within this PP.</p> <p>There can be Domestic and Foreign DV: A domestic DV is acting under the policy of the domestic CVCA being run by the travel document Issuer; a foreign DV is acting under a policy of the respective foreign CVCA (in this case there shall be an appropriate agreement between the travel document Issuer and a foreign CVCA ensuring enforcing the travel document Issuer's privacy policy).55 56</p>
Eavesdropper	<p>A threat agent with high attack potential reading the communication between the travel document's chip and the inspection system to gain the data on the travel document's chip.</p>
Enrolment	<p>The process of collecting biometric samples from a person and the subsequent preparation and storage of biometric reference templates representing that person's identity. [ICAO_9303]</p>
Travel document (electronic)	<p>The contact based or contactless smart card integrated into the plastic or paper, optical readable cover and providing the following application: ePassport.</p>
ePassport application	<p>A part of the TOE containing the non-executable, related user data (incl. biometric) as well as the data needed for authentication (incl. MRZ); this application is intended to be used by authorities, amongst other as a machine readable travel document (MRTD). See [TR_03110].</p>
Extended Access Control	<p>Security mechanism identified in [ICAO_9303] by which means the travel document's chip (i) verifies the authentication of the inspection systems authorized to read the optional biometric reference data, (ii) controls the access to the optional biometric reference data and (iii) protects the confidentiality and integrity of the optional biometric reference data during their transmission to the inspection system by secure messaging.</p>
Extended Inspection System (EIS)	<p>A role of a terminal as part of an inspection system which is in addition to Basic Inspection System authorized by the issuing State or Organisation to read the optional biometric reference data and supports the terminals part of the Extended Access Control Authentication Mechanism.</p>
Forgery	<p>Fraudulent alteration of any part of the genuine document, e.g. changes to the biographical data or the portrait. [ICAO_9303]</p>
Global Interoperability	<p>9.1.1 The capability of inspection systems (either manual or automated) in different States throughout the world to exchange data, to process data received from systems in other States, and to utilize that data in inspection operations in their respective States. Global interoperability is a major objective of the standardized specifications for placement of both eye-readable and machine readable data in all MRTDs. [ICAO_9303]</p>

Term	Definition
IC Dedicated Software	Software developed and injected into the chip hardware by the IC manufacturer. Such software might support special functionality of the IC hardware and be used, amongst other, for implementing delivery procedures between different players. The usage of parts of the IC Dedicated Software might be restricted to certain life phases.
IC Dedicated Support Software	That part of the IC Dedicated Software (refer to above) which provides functions after TOE Delivery. The usage of parts of the IC Dedicated Software might be restricted to certain phases.
IC Dedicated Test Software	That part of the IC Dedicated Software (refer to above) which is used to test the TOE before TOE Delivery but which does not provide any functionality thereafter.
IC Embedded Software	Software embedded in an IC and not being designed by the IC developer. The IC Embedded Software is designed in the design life phase and embedded into the IC in the manufacturing life phase of the TOE.
IC Identification Data	The IC manufacturer writes a unique IC identifier to the chip to control the IC as travel document material during the IC manufacturing and the delivery process to the travel document manufacturer.
Impostor	A person who applies for and obtains a document by assuming a false name and identity, or a person who alters his or her physical appearance to represent himself or herself as another person for the purpose of using that person's document. [ICAO_9303]
Improperly document person	A person who travels, or attempts to travel with: (a) an expired travel document or an invalid visa; (b) a counterfeit, forged or altered travel document or visa; (c) someone else's travel document or visa; or (d) no travel document or visa, if required. [ICAO_9303]
Initialisation	Process of writing Initialisation Data (see below) to the TOE (cf. sec. 1.2, TOE life-cycle, Phase 2, Step 3).
Initialization Data	Any data defined by the TOE Manufacturer and injected into the non-volatile memory by the Integrated Circuits manufacturer (Phase 2). These data are for instance used for traceability and for IC identification as travel document's material (IC identification data).
Inspection	The act of a State examining an travel document presented to it by a traveller (the travel document holder) and verifying its authenticity. [ICAO_9303]
Inspection System (IS)	A technical system used by the border control officer of the receiving State (i) examining an travel document presented by the traveller and verifying its authenticity and (ii) verifying the traveller as travel document holder.
Integrated Circuit (IC)	Electronic component(s) designed to perform processing and/or memory functions. The travel document's chip is an integrated circuit.
Integrity	Ability to confirm the travel document and its data elements on the travel document's chip have not been altered from that created by the issuing State or Organisation
Issuing Organisation	Organisation authorized to issue an official travel document (e.g. the United Nations Organization, issuer of the Laissez-passer). [ICAO_9303]
Issuing State	The Country issuing the travel document. [ICAO_9303]

Term	Definition
Logical Data Structure (LDS)	The collection of groupings of Data Elements stored in the optional capacity expansion technology [ICAO_9303]. The capacity expansion technology used is the travel document's chip.
Logical travel document	<p>Data of the travel document holder stored according to the Logical Data Structure [ICAO_9303] as specified by ICAO on the contact based/contactless integrated circuit. It presents contact based/contactless readable data including (but not limited to)</p> <ol style="list-style-type: none"> 1.personal data of the travel document holder 2.the digital Machine Readable Zone Data (digital MRZ data, EF.DG1), 3.the digitized portraits (EF.DG2), 4.the biometric reference data of finger(s) (EF.DG3) or iris image(s) (EF.DG4) or both and 5.the other data according to LDS (EF.DG5 to EF.DG16). 6.EF.COM and EF.SOD
Machine Readable Travel Document (MRTD)	Official document issued by a State or Organisation which is used by the holder for international travel (e.g. passport, visa, official document of identity) and which contains mandatory visual (eye readable) data and a separate mandatory data summary, intended for global use, reflecting essential data elements capable of being machine read. [ICAO_9303]
Machine Readable Zone (MRZ)	<p>Fixed dimensional area located on the front of the travel document or MRP Data Page or, in the case of the TD1, the back of the travel document, containing mandatory and optional data for machine reading using OCR methods. [ICAO_9303]</p> <p>The MRZ-Password is a restricted-revealable secret that is derived from the machine readable zone and may be used for PACE.</p>
Machine-verifiable biometrics feature	A unique physical personal identification feature (e.g. an iris pattern, fingerprint or facial characteristics) stored on a travel document in a form that can be read and verified by machine. [ICAO_9303]
Manufacturer	Generic term for the IC Manufacturer producing integrated circuit and the travel document Manufacturer completing the IC to the travel document. The Manufacturer is the default user of the TOE during the manufacturing life phase. The TOE itself does not distinguish between the IC Manufacturer and travel document Manufacturer using this role Manufacturer.

Term	Definition
Metadata of a CV Certificate	<p>Data within the certificate body (excepting Public Key) as described in [TR_03110].</p> <p>The metadata of a CV certificate comprise the following elements:</p> <ul style="list-style-type: none"> - Certificate Profile Identifier, - Certificate Authority Reference, - Certificate Holder Reference, - Certificate Holder Authorisation Template, - Certificate Effective Date, - Certificate Expiration Date.
ePassport application	<p>Non-executable data defining the functionality of the operating system on the IC as the travel document's chip. It includes</p> <ul style="list-style-type: none"> •the file structure implementing the LDS [ICAO_9303], •the definition of the User Data, but does not include the User Data itself (i.e. content of EF.DG1 to EF.DG13, EF.DG16, EF.COM and EF.SOD) and •the TSF Data including the definition the authentication data but except the authentication data itself.
Optional biometric reference data	<p>Data stored for biometric authentication of the travel document holder in the travel document's chip as (i) encoded finger image(s) (EF.DG3) or (ii) encoded iris image(s) (EF.DG4) or (iii) both. Note, that the European commission decided to use only fingerprint and not to use iris images as optional biometric reference data.</p>
Passive authentication	<p>(i) verification of the digital signature of the Document Security Object and (ii) comparing the hash values of the read LDS data fields with the hash values contained in the Document Security Object.</p>
PACE Password	<p>A password needed for PACE authentication, e.g. CAN or MRZ.</p>
Personalization	<p>The process by which the Personalisation Data are stored in and unambiguously, inseparably associated with the travel document. This may also include the optional biometric data collected during the "Enrolment" (cf. sec. 1.2, TOE life-cycle, Phase 3, Step 6).</p>

Term	Definition
Personalization Agent	<p>An organisation acting on behalf of the travel document Issuer to personalise the travel document for the travel document holder by some or all of the following activities:</p> <ul style="list-style-type: none"> (i) establishing the identity of the travel document holder for the biographic data in the travel document, (ii) enrolling the biometric reference data of the travel document holder, (iii) writing a subset of these data on the physical travel document (optical personalisation) and storing them in the travel document (electronic personalisation) for the travel document holder as defined in [TR_03110], (iv) writing the document details data, (v) writing the initial TSF data, (vi) signing the Document Security Object defined in [ICAO_9303] (in the role of DS). <p>Please note that the role 'Personalisation Agent' may be distributed among several institutions according to the operational policy of the travel document Issuer. Generating signature key pair(s) is not in the scope of the tasks of this role.</p>
Personalisation Data	<p>A set of data incl.</p> <ul style="list-style-type: none"> (i) individual-related data (biographic and biometric data) of the travel document holder, (ii) dedicated document details data and (iii) dedicated initial TSF data (incl. the Document Security Object). <p>Personalisation data are gathered and then written into the non-volatile memory of the TOE by the Personalisation Agent in the life-cycle phase card issuing.</p>
Personalization Agent Authentication Information	<p>TSF data used for authentication proof and verification of the Personalisation Agent.</p>
Personalization Agent Key	<p>Cryptographic authentication key used (i) by the Personalisation Agent to prove his identity and to get access to the logical travel document and (ii) by the travel document's chip to verify the authentication attempt of a terminal as Personalisation Agent according to the SFR FIA_UAU.4/PACE, FIA_UAU.5/PACE and FIA_UAU.6/EAC.</p>
Physical travel document	<p>Travel document in form of paper, plastic and chip using secure printing to present data including (but not limited to)</p> <ol style="list-style-type: none"> 1. biographical data, 2. data of the machine-readable zone, 3. photographic image and 4. other data.



Term	Definition
Pre-Personalisation	Process of writing Pre-Personalisation Data (see below) to the TOE including the creation of the travel document Application (cf. sec. 1.2, TOE life-cycle, Phase 2, Step 5)
Pre-personalization Data	Any data that is injected into the non-volatile memory of the TOE by the travel document Manufacturer (Phase 2) for traceability of non-personalised travel document's and/or to secure shipment within or between life cycle phases 2 and 3. It contains (but is not limited to) the Personalisation Agent Key Pair.
Pre-personalized travel document's chip	travel document's chip equipped with a unique identifier.
Receiving State	The Country to which the traveller is applying for entry. [ICAO_9303]
reference data	Data enrolled for a known identity and used by the verifier to check the verification data provided by an entity to prove this identity in an authentication attempt.
RF-terminal	A device being able to establish communication with an RF-chip according to ISO/IEC 14443.
secondary image	A repeat image of the holder's portrait reproduced elsewhere in the document by whatever means. [ICAO_9303]
Secure messaging in encrypted/combined mode	Secure messaging using encryption and message authentication code according to ISO/IEC 7816-4
Service Provider	An official organisation (inspection authority) providing inspection service which can be used by the travel document holder. Service Provider uses terminals (BIS-PACE) managed by a DV.
Skimming	Imitation of the inspection system to read the logical travel document or parts of it via the contactless communication channel of the TOE without knowledge of the printed MRZ data.
Standard Inspection Procedure	A specific order of authentication steps between an travel document and a terminal as required by [ICAO_TR_SAC], namely (i) PACE or BAC and (ii) Passive Authentication with SOD. SIP can generally be used by BIS-PACE and BIS-BAC.
Terminal	<p>A terminal is any technical system communicating with the TOE either through the contact based or contactless interface. A technical system verifying correspondence between the password stored in the travel document and the related value presented to the terminal by the travel document presenter.</p> <p>In this PP the role 'Terminal' corresponds to any terminal being authenticated by the TOE.</p> <p>Terminal may implement the terminal's part of the PACE protocol and thus authenticate itself to the travel document using a shared password (CAN or MRZ).</p>
Terminal Authorization	Intersection of the Certificate Holder Authorizations defined by the Inspection System Certificate, the Document Verifier Certificate and Country Verifying Certification Authority which shall be all valid for the Current Date.

Term	Definition
Terminal Authorisation Level	Intersection of the Certificate Holder Authorisations defined by the Terminal Certificate, the Document Verifier Certificate and Country Verifying Certification Authority which shall be all valid for the Current Date.
TOE tracing data	Technical information about the current and previous locations of the travel document gathered by inconspicuous (for the travel document holder) recognising the travel document.
Travel document	Official document issued by a state or organisation which is used by the holder for international travel (e.g. passport, visa, official document of identity) and which contains mandatory visual (eye readable) data and a separate mandatory data summary, intended for global use, reflecting essential data elements capable of being machine read; see [ICAO_9303] (there "Machine readable travel document").
Travel Document Holder	The rightful holder of the travel document for whom the issuing State or Organisation personalised the travel document.
Travel document's Chip	A contact based/contactless integrated circuit chip complying with ISO/IEC 14443 and programmed according to the Logical Data Structure as specified by ICAO, [ICAO_9303], sec III.
Travel document's Chip Embedded Software	Software embedded in a travel document's chip and not being developed by the IC Designer. The travel document's chip Embedded Software is designed in Phase 1 and embedded into the travel document's chip in Phase 2 of the TOE life-cycle.
Traveler	Person presenting the travel document to the inspection system and claiming the identity of the travel document holder.
TSF data	Data created by and for the TOE that might affect the operation of the TOE (CC part 1 [CC_1]).
Unpersonalised travel document	The travel document that contains the travel document chip holding only Initialization Data and Pre-personalisation Data as delivered to the Personalisation Agent from the Manufacturer.
User data	<p>All data (being not authentication data)</p> <p>(i) stored in the context of the ePassport application of the travel document as defined in [TR_03110] and</p> <p>(ii) being allowed to be read out solely by an authenticated terminal acting as Basic Inspection System with PACE .</p> <p>CC give the following generic definitions for user data: Data created by and for the user that does not affect the operation of the TSF ([CC_1]). Information stored in TOE resources that can be operated upon by users in accordance with the SFRs and upon which the TSF places no special meaning ([CC_2]).</p>
Verification	The process of comparing a submitted biometric sample against the biometric reference template of a single enrollee whose identity is being claimed, to determine whether it matches the enrollee's template. [ICAO_9303]
Verification data	Data provided by an entity in an authentication attempt to prove their identity to the verifier. The verifier checks whether the verification data match the reference data known for the claimed identity.

9.2 Acronyms

Acronym	Term
<i>BIS</i>	Basic Inspection System
<i>BIS-PACE</i>	Basic Inspection System with PACE
<i>CA</i>	Chip Authentication
<i>CAN</i>	Card Access Number
<i>CC</i>	Common Criteria
<i>EAC</i>	Extended Access Control
<i>EF</i>	Elementary File
<i>ICCSN</i>	Integrated Circuit Card Serial Number.
<i>MF</i>	Master File
<i>MRZ</i>	Machine readable zone
<i>n.a.</i>	Not applicable
<i>OSP</i>	Organisational security policy
<i>PACE</i>	Password Authenticated Connection Establishment
<i>PCD</i>	Proximity Coupling Device
<i>PICC</i>	Proximity Integrated Circuit Chip
<i>PP</i>	Protection Profile
<i>PT</i>	Personalisation Terminal
<i>RF</i>	Radio Frequency
<i>SAR</i>	Security assurance requirements
<i>SFR</i>	Security functional requirement
<i>SIP</i>	Standard Inspection Procedure
<i>TA</i>	Terminal Authentication
<i>TOE</i>	Target of Evaluation
<i>TSF</i>	TOE Security Functions
<i>TSP</i>	TOE Security Policy (defined by the current document)

10 LITERATURE

Common Criteria

- [CC_1] Common Criteria for Information Technology Security Evaluation, Part 1: Introduction and General Model; CCMB-2012-09-001, Version 3.1, Revision 5, April 2017
- [CC_2] Common Criteria for Information Technology Security Evaluation, Part 2: Security Functional Components; CCMB-2012-09-002, Version 3.1, Revision 5, April 2017
- [CC_3] Common Criteria for Information Technology Security Evaluation, Part 3: Security Assurance Requirements; CCMB-2012-09-003, Version 3.1, Revision 5, April 2017
- [CC_EM] Common Methodology for Information Technology Security Evaluation, Evaluation Methodology; CCMB-2012-09-004, Version 3.1, Revision 5, April 2017

Protection Profiles

- [PP_0002] PP conformant to Smartcard IC Platform Protection Profile, Version 1.0, July 2001; registered and certified by Bundesamt für Sicherheit in der Informationstechnik (BSI) under the reference BSI-PP-0002-2001

Smartcard Integrated Circuit Platform Augmentations, Version 1.00, March 8th, 2002
- [PP_IC] Security IC Platform Protection Profile with Augmented Packages, Version 1.0; registered and certified by BSI (Bundesamt für Sicherheit in der Informationstechnik) under the reference BSI-PP-0084-2014
- [PP_BAC] Machine readable travel documents with "ICAO Application", Basic Access control – BSI-PP-0055 v1.10 25th march 2009
- [PP_EAC] Common Criteria Protection Profile Machine Readable Travel Document with "ICAO Application", Extended Access Control, BSI-PP-0056, Version 1.10, 25th March 2009
- [PP_PACE] Common Criteria Protection Profile Machine Readable Travel Document using Standard Inspection Procedure with PACE (PACE PP), BSI-CC-PP-0068-V2-2011-MA-01, V1.01 22nd July 2014
- [PP_EACwPACE] Common Criteria Protection Profile Machine Readable Travel Document with "ICAO Application", Extended Application Control with PACE (EAC PP), BSI-CC-PP-0056-V2-2012-MA-02, Version 1.3.2, 5th December 2012

ANSSI

- [JIL_SRCL] Joint Interpretation Library – Security requirements for post-delivery code loading – Version 1.0, February 2016

IC

- [IC_CERT] **BSI-DSZ-CC-1110-V2-2019 – Infineon Security Controller IFX_CCI_000003h, 000005h, 000008h, 00000Ch, 000013h, 000014h, 000015h, 00001Ch, 00001Dh, 000021h, 00022h H13 including the products from the second production line and optional software packages: Flash Loader, Asymmetric Crypto Library, Symmetric Cryptographic Library,**



Hardware Support Layer, Hash Crypto Library, Mifare Compatible Software, and CIPURSE™ Crypto Library from Infineon Technologies AG, 18 June 2019

- [IC_ST] **Common Criteria Public Security Target** – EAL6 augmented / EAL6+ - IFX_CCI_000003h, IFX_CCI_000005h, IFX_CCI_000008h, IFX_CCI_00000Ch, IFX_CCI_000013h, IFX_CCI_000014h, IFX_CCI_000015h, IFX_CCI_00001Ch, IFX_CCI_00001Dh, IFX_CCI_000021h, IFX_CCI_000022h – H13 – Resistance to attackers with HIGH attack potential – Including optional Software Libraries: Flash Loader – Flash Loader – 3xACL – 4xHSL - 2xSCL – HCL – MCS - CCL – Revision 1.6, 2019-06-05
- [IC_PPM] Production and Personalization – 16-bit Security Controller Rev. 3.4, 2019-01-22

ICAO

- [ICAO_9303] ICAO Doc 9303, Machine Readable Travel Documents, Seventh Edition, 2015 – Security Mechanisms for MRTDs
- [ICAOT] INTERNATIONAL CIVIL AVIATION ORGANIZATION FACILITATION (FAL) DIVISION, twelfth session (Cairo, Egypt, 22 March – 1 April 2004)
- [ICAO_TR_SAC] International Civil Aviation Organization, ICAO MACHINE READABLE TRAVEL DOCUMENTS, TECHNICAL REPORT, Supplemental Access Control for Machine Readable Travel Documents, Version 1.1, April 2014

ISO

- [ISO_9797_1] ISO/IEC 9797-1 Information technology – Security techniques – Message Authentication codes (MACs) – part 1: Mechanisms using a block cipher, Second edition 2011-03-01
- [ISO_15946] Information technology -- Security techniques -- Cryptographic techniques based on elliptic curves
- [ISO_9796_2] ISO/IEC 9796-2:2010 Information technology — Security techniques — Digital signature schemes giving message recovery — Part 2: Integer factorization based mechanisms

IDEMIA

- [ALC_KM] Key management for Flash code, I CRD13 2 CRD 512 03, January 2016
- [ALC_SCT] ID division: sensitive code transfer, I/R&D/2/SQA 515 01, March 2010
- [ALC_STM] Secure transfer of masks, I CRD13 2 CRD 507 04, January 2012

Other

- [TR_03110] Technical Guideline Advanced Security Mechanisms for Machine Readable Travel Documents – Extended Access Control (EAC), Version 1.11, TR-03110, Bundesamt für Sicherheit in der Informationstechnik (BSI)
- [TR_03111] BSI: Technical Guideline TR-03111: Elliptic Curve Cryptography, Version 2.0, 2012
- [FIPS_180_2] FIPS 180-2, Federal Information Processing Standards Publication (FIPS PUB) 180-2, Secure Hash Standard, August 2002
- [FIPS_46_3] FIPS 46-3, Federal Information Processing Standards Publication (FIPS PUB) 46-3, Data Encryption Standard (DES), 1999 October 25

- [FIPS_186_3] FIPS 186-3, Federal Information Processing Standards Publication (FIPS PUB) 186-3, Digital Signature Standard (DSS), June 2009
- [FIPS_197] FIPS 197, Federal Information Processing Standards Publication (FIPS PUB 197), Advanced Encryption Standard (AES)
- [NIST_800_38B] NIST Special Publication 800-38B: 2005, *Recommendation for Block Cipher Modes of Operation: The CMAC Mode for Authentication*, May 2005
- [GPC_SPE_034] GlobalPlatform – Card Specification – Version 2.2.1 – Public Release, January 2011
- [RGS2_B1] Référentiel Général de Sécurité version 2.0 – Annexe B1 – Mécanismes cryptographiques – Règles et recommandations concernant le choix et lme dimensionnement des mécanismes cryptographiques, Version 2.03 du 21 février 2014.
- [IEEE] IEEE Std 1363a-2004 Standard Specification of Public-Key Cryptography
- [ANSIX9.31] "Digital Signatures using Reversible Public Key Cryptography for the Financial Services Industry (DSA)" - ANSI X9.31-1998, American Bankers Association