

M7794 A12/G12

M7794 A12/G12

Including optional software libraries RSA – EC - Toolbox

Security Target Lite

v2.5, 2019-04-02

Edition 2019-04-02

Published by Infineon Technologies AG,

81726 Munich, Germany.

© 2019 Infineon Technologies AG

All Rights Reserved.

Legal Disclaimer

The information given in this document shall in no event be regarded as a guarantee of conditions or characteristics. With respect to any examples or hints given herein, any typical values stated herein and/or any information regarding the application of the device, Infineon Technologies hereby disclaims any and all warranties and liabilities of any kind, including without limitation, warranties of non-infringement of intellectual property rights of any third party.

Information

For further information on technology, delivery terms and conditions and prices, please contact the nearest Infineon Technologies Office (www.infineon.com).

Warnings

Due to technical requirements, components may contain dangerous substances. For information on the types in question, please contact the nearest Infineon Technologies Office.

Infineon Technologies components may be used in life-support devices or systems only with the express written approval of Infineon Technologies, if a failure of such components can reasonably be expected to cause the failure of that life-support device or system or to affect the safety or effectiveness of that device or system. Life support devices or systems are intended to be implanted in the human body or to support and/or maintain and sustain and/or protect human life. If they fail, it is reasonable to assume that the health of the user or other persons may be endangered.

PUBLIC**Trademarks of Infineon Technologies AG**

AURIX™, C166™, CanPAK™, CIPOS™, EconoPACK™, CoolMOS™, CoolSET™, CORECONTROL™, CROSSAVE™, DAVE™, DI-POL™, EasyPIM™, EconoBRIDGE™, EconoDUAL™, EconoPIM™, EconoPACK™, EiceDRIVER™, eupec™, FCOS™, HITFET™, HybridPACK™, I²RF™, ISOFACE™, IsoPACK™, MIPAQ™, ModSTACK™, my-d™, NovalithIC™, OptiMOS™, ORIGA™, POWERCODE™; PRIMARION™, PrimePACK™, PrimeSTACK™, PRO-SIL™, PROFET™, RASIC™, ReverSave™, SatRIC™, SIEGET™, SINDRION™, SIPMOS™, SmartLEWIS™, SOLID FLASH™, TEMPFET™, thinQ!™, TRENCHSTOP™, TriCore™.

Other Trademarks

Advance Design System™ (ADS) of Agilent Technologies, AMBA™, ARM™, CIPURSE™, OSPT™, MULTI-ICE™, KEIL™, PRIMECELL™, REALVIEW™, THUMB™, μVision™ of ARM Limited, UK. AUTOSAR™ is licensed by AUTOSAR development partnership. Bluetooth™ of Bluetooth SIG Inc. CAT-iq™ of DECT Forum. COLOSSUS™, FirstGPS™ of Trimble Navigation Ltd. EMV™ of EMVCo, LLC (Visa Holdings Inc.). EPCOS™ of Epcos AG. FLEXGO™ of Microsoft Corporation. FlexRay™ is licensed by FlexRay Consortium. HYPERTERMINAL™ of Hilgraeve Incorporated. IEC™ of Commission Electrotechnique Internationale. IrDA™ of Infrared Data Association Corporation. ISO™ of INTERNATIONAL ORGANIZATION FOR STANDARDIZATION. MATLAB™ of MathWorks, Inc. MAXIM™ of Maxim Integrated Products, Inc. MICROTEC™, NUCLEUS™ of Mentor Graphics Corporation. MIPI™ of MIPI Alliance, Inc. MIPS™ of MIPS Technologies, Inc., USA. muRata™ of MURATA MANUFACTURING CO., MICROWAVE OFFICE™ (MWO) of Applied Wave Research Inc., OmniVision™ of OmniVision Technologies, Inc. Openwave™ Openwave Systems Inc. RED HAT™ Red Hat, Inc. RFMD™ RF Micro Devices, Inc. SIRIUS™ of Sirius Satellite Radio Inc. SOLARIS™ of Sun Microsystems, Inc. SPANSION™ of Spansion LLC Ltd. Symbian™ of Symbian Software Limited. TAIYO YUDEN™ of Taiyo Yuden Co. TEAKLITE™ of CEVA, Inc. TEKTRONIX™ of Tektronix Inc. TOKO™ of TOKO KABUSHIKI KAISHA TA. UNIX™ of X/Open Company Limited. VERILOG™, PALLADIUM™ of Cadence Design Systems, Inc. VLYNQ™ of Texas Instruments Incorporated. VXWORKS™, WIND RIVER™ of WIND RIVER SYSTEMS, INC. ZETEX™ of Diodes Zetex Limited.

Miscellaneous

The term "Mifare" in this document is only used as an indicator of product compatibility to the corresponding established technology. This applies to the entire document wherever the term is used.

Last Trademarks Update 2014-05-26

PUBLIC

Revision History

Version	Change Description
1.0	Initial version
2.5	Final version

PUBLIC

Table of Contents

Revision History	4
Table of Contents	5
1 Security Target Introduction (ASE_INT)	7
1.1 Security Target and Target of Evaluation Reference.....	7
1.2 Target of Evaluation Overview	9
2 Target of Evaluation Description.....	11
2.1 TOE Definition	11
2.2 Scope of the TOE.....	12
2.2.1 Hardware of the TOE	13
2.2.2 Firmware and Software of the TOE	14
2.2.3 Interfaces of the TOE	15
2.2.4 Guidance Documentation	15
2.2.5 Forms of Delivery	16
2.2.6 Production sites.....	16
2.2.7 TOE Configuration	16
2.2.8 TOE initialization with Customer Software.....	18
3 Conformance Claims (ASE_CCL)	19
3.1 CC Conformance Claim	19
3.2 PP Claim	19
3.3 Package Claim	19
3.4 Conformance Rationale	20
3.5 Application Notes	21
4 Security Problem Definition (ASE_SPD).....	22
4.1 Threats	22
4.1.1 Additional Threat due to TOE specific Functionality	22
4.1.2 Assets regarding the Threats	22
4.2 Organizational Security Policies.....	23
4.2.1 Augmented Organizational Security Policy.....	23
4.3 Assumptions.....	24
4.3.1 Augmented Assumptions	25
5 Security objectives (ASE_OBJ)	26
5.1 Security objectives of the TOE	26
5.2 Security Objectives for the development and operational Environment	27
5.2.1 Clarification of “Usage of Hardware Platform (OE.Plat-Appl)”	27
5.2.2 Clarification of “Treatment of User Data (OE.Resp-Appl)”.....	27
5.2.3 Clarification of “Protection during Composite product manufacturing (OE.Process-Sec-IC)”	28
5.3 Security Objectives Rationale	28
6 Extended Component Definition (ASE_ECD).....	29
6.1 Component “Subset TOE security testing (FPT_TST)”	29
6.2 Definition of FPT_TST.2.....	29
6.3 TSF self test (FPT_TST).....	30
6.4 Family “Generation of Random Numbers (FCS_RNG)”	30
6.5 Definition of FCS_RNG.1	30
7 Security Requirements (ASE_REQ)	32

PUBLIC

7.1	TOE Security Functional Requirements.....	32
7.1.1	Extended Components FCS_RNG.1 and FAU_SAS.1.....	33
7.1.1.1	FCS_RNG.....	33
7.1.1.2	FAU_SAS.....	33
7.1.2	Subset of TOE testing.....	34
7.1.3	Memory access control.....	34
7.1.4	Support of Cipher Schemes.....	38
7.1.5	Data Integrity.....	43
7.2	TOE Security Assurance Requirements.....	44
7.2.1	Refinements.....	44
7.2.1.1	Life cycle support (ALC_CMS).....	44
7.2.1.2	Functional Specification (ADV_FSP).....	45
7.3	Security Requirements Rationale.....	45
7.3.1	Rationale for the Security Functional Requirements.....	45
7.3.1.1	Dependencies of Security Functional Requirements.....	47
7.3.2	Rationale of the Assurance Requirements.....	49
8	TOE Summary Specification (ASE_TSS).....	50
8.1	SF_DPM: Device Phase Management.....	50
8.2	SF_PS: Protection against Snooping.....	50
8.3	SF_PMA: Protection against Modifying Attacks.....	50
8.4	SF_PLA: Protection against Logical Attacks.....	50
8.5	SF_CS: Cryptographic Support.....	50
8.6	Assignment of Security Functional Requirements to TOE's Security Functionality.....	50
8.7	Security Requirements are internally Consistent.....	52
9	References.....	53
9.1	Literature.....	53
10	Appendix.....	54
11	List of Abbreviations.....	55
12	Glossary.....	57

1 Security Target Introduction (ASE_INT)

1.1 Security Target and Target of Evaluation Reference

The title of this document is "M7794 A12 and G12 including optional software libraries RSA-EC-Toolbox Security Target Lite". The Security Target comprises the Infineon Technologies Security Controller M7794 A12 and G12 with optional RSA2048/4096, EC, Toolbox libraries and with specific IC-dedicated firmware identifier V77.017.12.0 or V77.017.12.2 or V77.017.13.2.

The target of evaluation (TOE) M7794 A12 and G12 is described in the following sections. The Security Target has the revision v2.5 and is dated 2019-04-02.

The Target of Evaluation (TOE) is an Infineon Technologies Security Controller M7794 A12 and G12 with optional RSA2048/4096 **v1.02.013** or **v2.00.002**, EC **v1.02.013** or **v2.00.002** and Toolbox **v1.02.013** or **v2.00.002** libraries and with specific IC-dedicated software.

The Security Target is based on the Protection Profile "Smartcard IC Platform Protection Profile" [1].

The Protection Profile and the Security Target are built in compliance to Common Criteria v3.1.

The ST takes into account all relevant current final interpretations.

The targeted certificate is EAL5+.

Table 1 Identification

	Version	Date	Registration
Security Target	this version	see cover page	M7794 A12 and G12
Target of Evaluation	A12 and G12		M7794 A12 and G12
			with Firmware consisting of STS, RMS, Mifare compatible software interface and FlashLoader; identifier V77.017.12.0 or V77.017.12.2 or V77.017.13.2
			and optional SW:
			RSA2048 V1.02.013 or V2.00.002
			RSA4096 V1.02.013 or V2.00.002
			EC V1.02.013 or V2.00.002
Toolbox V1.02.013 or V2.00.002			
			and guidance documentation
Guidance Documentation	Edition	2011-11	M7794 Controller Product Group for Payment Applications Hardware Reference Manual
		2011-11	AMM Advanced Mode for Mifare-Compatible Technology Addendum to M7794 Hardware Reference Manual (optional)
		2015-04	SLx 70 Family Production and Personalization User's Manual
		2017-05	SLE 70 Programmer's Reference Manual
		2019-03-21	M7794 Security Guidelines
		2017-06	SLE77 Controller Family Errata Sheet
		Edition: 2011-06-07 Update: 2017-05-10	SLE77 Asymmetric Crypto Library for Crypto@2304T RSA/ECC/Toolbox User Interface, Version: 1.02.013 (optional)
		Edition: 2013-01-30 Update: 2017-05-10	SLE77 Asymmetric Crypto Library for Crypto@2304T RSA/ECC/Toolbox User Interface, Version: 2.00.002 (optional)
		2014-11	Option 2 for Fast Startup
		2010-03	Crypto@2304T User Manual

A customer can identify the TOE and its configuration (for details see chapter 2.2.7) using the Non-ISO ATR in combination with firmware functions. The TOE answers the Non-ISO-ATR with a Generic Chip Identification Mode (GCIM). This GCIM outputs a.o. a chip identifier byte, design step, firmware identifier, metal configuration identifier, temperature range and system frequency.

The main difference between firmware version V77.017.13.2 and the other firmware versions is their timing behavior during startup. In case of FW ID V77.017.13.2 using contact less powered startup, an anticollision request can be answered at an earlier stage.

1.2 Target of Evaluation Overview

The TOE comprises the Infineon Technologies SmartCard IC (Security Controller) M7794 A12 and G12 with specific IC-dedicated software and optional RSA, EC and Toolbox libraries.

This Security Target (ST) describes the TOE known as the Infineon Technologies AG security controller group as listed in Table 1 and gives a summary product description.

The TOE is a member of the Security Controller family SLE70 and meets high requirements in terms of performance and security.

The major components of the core system are the CPU, the MMU (Memory Management Unit) and MED (Memory Encryption/Decryption Unit). The TOE implements a 16-MByte linear addressable memory space, a simple scaleable Memory Management concept and a scaleable stack size. The flexible memory concept consists of ROM and SOLID FLASH¹ memory.

The TOE is able to communicate using either its contact based or contactless interface. The implemented dual interface provides the flexibility to use different communication protocols: e.g. ISO 7816, ISO 14443 Type A and Type B and ISO/IEC 18092 passive mode, Mifare compatible Interface or the Digital Contactless Bridge mode (DCLB) can be chosen and configured. The DCLB mode enables the use of an external analogue interface or near field communication (NFC) modem via the ISO-pads. Those external analogue modems are typically deemed for applications running in mobile devices and are not part of this TOE. Whether the DCLB option is available or not is a configuration applied during TOE production which cannot be changed afterwards.

The RMS library providing some functionality via an API to the Smartcard Embedded Software contains, for instance, SOLID FLASH¹ memory service routines. The service algorithm provides functionality for the tearing-safe writing to the SOLID FLASH¹ memory. The STS firmware is used for test purposes during startup and the Flash Loader allows downloading of user software to SOLID FLASH¹ memory during the manufacturing process. The STS resides in a dedicated test ROM area, that is part of the TOE. The routines of the Mifare compatible software interface can be called from the RMS.

The TRNG (True Random Number Generator) is a physical random number generator and meets the requirements of the functionality class PTG.2 of [6].

The symmetric coprocessor (SCP) combines both AES and triple DES with dual-key or triple-key hardware acceleration.

The asymmetric crypto coprocessor, called Crypto2304T in the following, supports RSA-2048 bit (4096-bit with CRT) and Elliptic Curve (EC) cryptography, for example.

The software part of the TOE consists of the cryptographic libraries RSA and EC, the Toolbox and Base library. If RSA or EC or Toolbox is part of the shipment, the Base Library is automatically included.

Two versions of RSA, EC and Toolbox are available. The user can select one of the versions during the ordering process.

The RSA library is used to provide a high-level interface to RSA (Rivest, Shamir, Adleman) cryptography implemented on the hardware component Crypto2304T and includes countermeasures against SPA, DPA and DFA attacks. The routines are used for RSA signature verification (RsaVerify), RSA signature generation (RsaSign) and RSA modulus recalculation (RsaModulus). The hardware Crypto2304T unit provides the basic long number calculations (add, subtract, multiply, square with 1100 bit numbers). The RSA library is delivered as object code. The RSA library can perform RSA operations from 512 to 4096 bits.

Following the BSI² recommendations, key lengths below 1024 bits are not included in the certificate.

The EC library is used to provide a high-level interface to Elliptic Curve cryptography implemented on the hardware component Crypto2304T and includes countermeasures against SPA, DPA and DFA attacks. The routines are used for ECDSA signature generation, ECDSA signature verification, ECDSA key generation and Elliptic Curve Diffie-Hellman key agreement. The EC library is delivered as object code. The certification covers the standard NIST [14] and Brainpool [15] Elliptic Curves with key lengths of 160, 163, 192, 224, 233, 256, 283, 320, 384, 409, 512 or 521 bits. Other types of elliptic curves can be added by the user during a composite certification process.

¹ SOLID FLASH¹ is an Infineon Trade Mark.

² BSI Bundesamt für Sicherheit in der Informationstechnik – Federal office for information security.

PUBLIC

Security Target Introduction (ASE_INT)

The Toolbox library provides long integer and modular arithmetic operations. It does not support any security-relevant policy or function.

The Base Library provides the low-level interface to the asymmetric cryptographic coprocessor for the cryptographic libraries and has no user interface. It does not support any security relevant policy or function.

The non TSF parts of the TOE are Mifare compatible and the dual interfaces.

2 Target of Evaluation Description

The TOE description helps the reader to understand the specific security environment and the security policy.

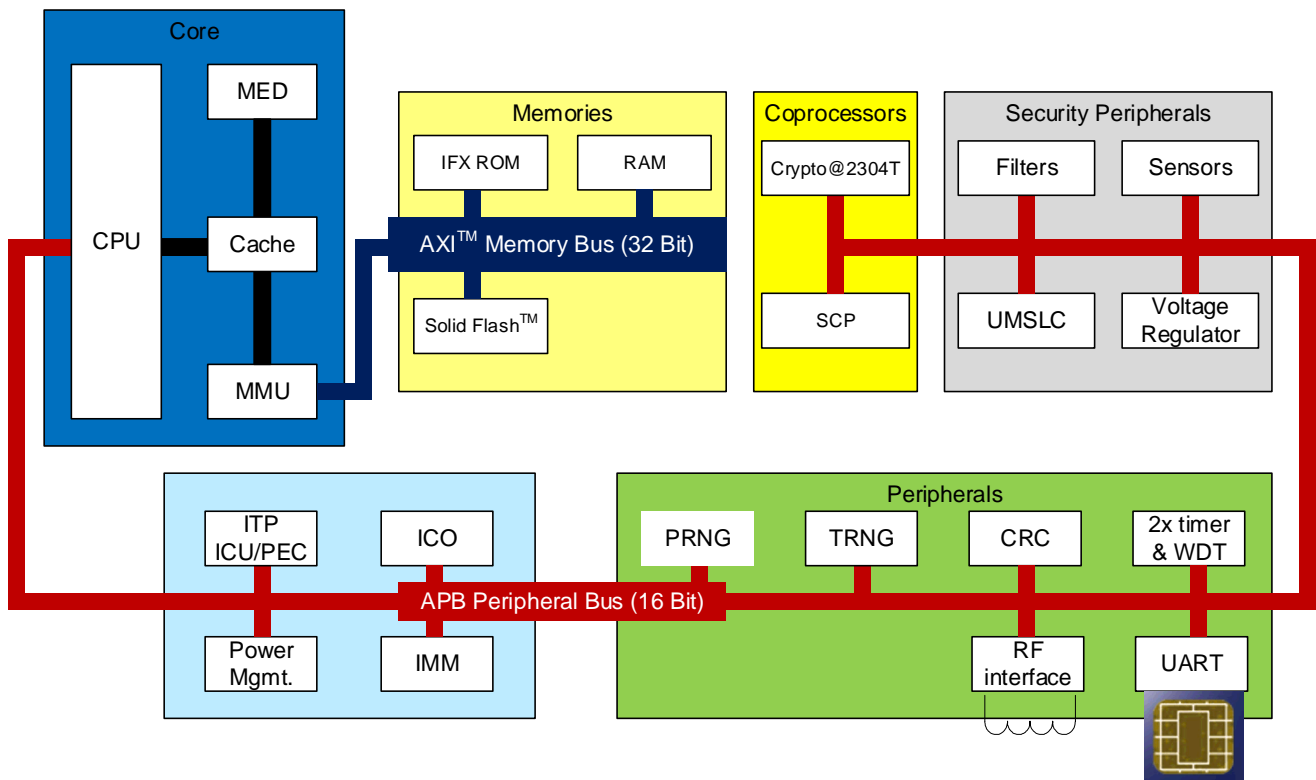
2.1 TOE Definition

The TOE consists of smartcard ICs (Security Controllers) meeting high requirements in terms of performance and security. They are manufactured by Infineon Technologies in a 90 nm CMOS technology. This TOE is intended to be used in smartcards and for its previous use as a development platform for smartcard operating systems according to the lifecycle model from [1]

The term Smartcard Embedded Software in this document is used for all operating systems and applications stored and executed on the TOE. The TOE is the platform for the Smartcard Embedded Software. The Smartcard Embedded Software itself is not part of the TOE.

Figure 1 shows a block diagram of the M7794:

Figure 1 Block diagram of the TOE



The TOE consists of a core system, memories, coprocessors, peripherals, security modules and peripherals. The major components of the core system are the CPU, the MMU (Memory Management Unit) and MED (Memory Encryption/Decryption Unit). The coprocessor block contains the processors for RSA/EC and 3DES/AES processing, while the peripheral block contains a random number generation and an external interfaces service. The peripheral block also contains timers and a watchdog. All data of the memory block is encrypted, RAM and ROM are equipped with an error detection code and the SOLID FLASH™ memory is equipped with an error correction code (ECC). Security modules manage the alarms. Alarms may be triggered when the environmental conditions are outside the specified operational range.

The CPU accesses memory via the integrated Memory Encryption and Decryption unit (MED). The access rights of the application to the memories can be controlled via the memory management unit (MMU). Errors in RAM and ROM are automatically detected (EDC, Error Detection Code) in terms of the SOLID FLASH™ memory 1-Bit-errors are also corrected (ECC, Error Correction Code).

The controller of this TOE stores both code and data in a linear 16-Mbyte memory space, allowing direct access without the need to swap memory segments in and out of memory using a memory management unit.

The cache is a high-speed memory buffer located between the CPU and (external) main memories holding a copy of some of the memory contents to enable fast access.

The TRNG (True Random Number Generator) is specially designed for smartcard applications. The TRNG fulfils the requirements of the functionality class PTG.2 of [6] and produces genuine random numbers which then can be used directly or as seed for the PRNG (Pseudo Random Number generator). The PRNG is not in the scope of the evaluation.

The implemented sleep mode logic (clock stop mode per ISO/IEC 7816-3) is used to reduce the overall power consumption. The timer permits easy implementation of communication protocols such as T=1 and all other timing-critical operations. The UART-controlled I/O interface allows the smartcard controller and the terminal interface to be operated independently. The RF interface is a contactless interface supporting ISO14443.

The Clock Unit (CLKU) supplies the clocks for all components of the TOE. The Clock Unit can work in an internal and external clock mode. When operating in the internal clock mode the system frequency is derived from an internal DCO, whereas in external clock mode, the system clock is derived from an externally applied interface clock.

The Crypto2304T coprocessor allows calculation of asymmetric algorithms like RSA and Elliptic Curve (EC). The Crypto2304T is optimized for security and low power consumption.

Note that the Crypto2304T can be blocked. The blocking depends on the user's choice prior to the production of the hardware. No accessibility of the Crypto2304T is without impact on any other security policy of the TOE; it is exactly equivalent to the situation where the user simply decides not to use the Crypto2304T

The Symmetric Cryptographic Processor (SCP) allows calculation of dual-key or triple-key triple-DES and AES. The SCP is optimised for security and low power consumption. The SCP module computes the complete DES algorithm within a few clock cycles and is designed to counter attacks like DPA, EMA and DFA.

Note that the SCP can be blocked. The blocking depends on the user's choice prior to the production of the hardware. No accessibility of the SCP is without impact on any other security policy of the TOE.

The STS (self-test software), RMS (Resource Management System), Service Algorithm Minimal (SAM) and Flash Loader together compose the TOE firmware stored in the ROM. All mandatory functions for internal testing, production usage and start-up behavior (STS), and also the RMS and SAM functions are grouped together in a common privilege level. These privilege levels are protected by a hardwired Memory Management Unit (MMU) setting.

The user software has to be implemented in SOLID FLASH™ memory. The user can choose, whether the software is loaded into the SOLID FLASH™ memory by Infineon Technologies AG or by the user

The TOE uses Special Function Registers (SFRs). These SFRs are used for general purposes and chip configuration; they are located in SOLID FLASH™ memory in a configuration area page.

The bus system comprises two separate bus entities: a memory bus and a peripheral bus for high-speed communication with the peripherals.

An intelligent shielding algorithm finishes the upper layers above security critical signals and wires, finally providing the so called "I²-shield".

The following is a list of features provided by the TOE:

- 24-bit linear addressing
- Up to 16 Mbytes of addressable memory
- Register-based architecture (registers can be accessed as bytes, words (2 bytes), and doublewords (4 bytes))
- 2-stage instruction pipeline
- Extensive set of powerful instructions, including 16- and 32-bit arithmetic and logic instructions
- Cache with single-cycle access searching
- 16-bit ALU

2.2 Scope of the TOE

The TOE comprises three parts:

- Hardware of the smartcard security controller
- Associated firmware and software
- Documents

The hardware configuration options and configuration methods are described in Section 1.1.

The second part of this TOE includes the associated firmware and software required for operation and cryptographic support.

The documents as described in Section 2.2.4 and listed in Table 1 are supplied for user guidance. In the following description, the term “manufacturer” stands for Infineon Technologies, the manufacturer of the TOE. The Smartcard Embedded Software or user software is not part of the TOE.

2.2.1 Hardware of the TOE

The hardware part of the TOE (see Figure 1) as defined in [1] comprises the following:

Core System

- CPU
- Memory Encryption/Decryption Unit (MED)
- Memory Management Unit (MMU)

Memories

- Read-Only Memory (ROM)
- Random Access Memory (RAM)
- SOLID FLASH™memory

Peripherals

- True Random Number Generator (TRNG)
- Pseudo Random Number Generator (PRNG)
- Watchdog and timers
- Universal Asynchronous Receiver/Transmitter (UART)
- Checksum module (CRC)
- Radio Frequency Interface (RFI)

Control

- Dynamic Power Management
- Internal Clock Oscillator (ICO)
- Interrupt and Peripheral Event Channel Controller (ITP and PEC)
- Interface Management Module (IMM)
- User mode Security Life Control (UmSLC)
- Voltage regulator

Coprocessors

- Crypto2304T for asymmetric algorithms like RSA and EC (optionally blocked)
- Symmetric Crypto Coprocessor for AES and 3DES Standard (optionally blocked)

Security Peripherals

- Filters
- Sensors

Buses

- Memory Bus

- Peripheral Bus

2.2.2 Firmware and Software of the TOE

The entire firmware of the TOE consists of different parts, as described below:

One part comprises the RMS and SAM routines for SOLID FLASH™ memory programming, security functions test, and random number online testing (Resource Management System, IC Dedicated Support Software in PP [1]). The RMS and SAM routines are stored by Infineon Technologies AG in ROM.

The second part is the STS, consisting of test and initialization routines (Self Test Software, IC Dedicated Test Software in PP [1]). The STS routines are stored in a specially protected test ROM and are not accessible by user software with the exception of firmware V77.017.13.2. For this firmware version, the user software is allowed to jump to a dedicated STS area to continue startup after anticollision has been performed.

The third part is the Flash Loader, a piece of software located in ROM and SOLID FLASH™ memory. It supports download of user software or parts of it to SOLID FLASH™ memory. After completion of the download the Flash Loader can be deactivated permanently by the user.

The fourth part is the Mifare compatible software interface, accessible via RMS routines, if the Mifare compatible interface option is active. Note that the Mifare compatible Interface portion is always present but deactivated in case of non-Mifare compatible Interface derivatives.

For this TOE, the user can choose between three different firmware packages as shown in Table 1.

The optional software part of the TOE consists of the cryptographic libraries RSA, EC and the supporting Toolbox and Base libraries to handle the RF interface.

The RSA library is used to provide a high-level interface to the RSA cryptography implemented on the hardware component Crypto2304T and includes countermeasures against SPA, DPA and DFA attacks. The routines are used for the RSA signature verification (RsaVerify), the RSA signature generation (RsaSign) and the RSA modulus recalculation (RsaModulus). The module provides the basic long number calculations (add, subtract, multiply, square with 1100-bit numbers) with high performance.

The RSA library is delivered as object code. The RSA library can perform RSA operations from 512 to 4096 bits. Depending on the customer's choice, the TOE can be delivered with the 4096 code portion or with the 2048 code portion only. The 2048 code portion is included in both.

Part of the evaluation are the RSA straight operations with key lengths from 1024 bits to 2048 bits, and the RSA CRT¹ operations with key lengths of 1024 bits to 4096 bits. Note that key lengths below 1024 bits are not included in the certificate.

The EC library is used to provide a high level interface to Elliptic Curve cryptography and includes countermeasures against SPA, DPA and DFA attacks. The routines are used for ECDSA signature generation, ECDSA signature verification, ECDSA key generation and Elliptic Curve Diffie-Hellman key agreement. The EC library is delivered as object code. The certificate covers the standard NIST [14] and Brainpool [15] Elliptic Curves with key lengths of 160, 163, 192, 224, 233, 256, 283, 320, 384, 409, 512 or 521 bits. Other types of elliptic curves can be added by the user during a composite certification process.

The toolbox library provides long integer and modular arithmetic operations. It does not support any security relevant policy or function.

The Base Library provides the low level interface to the asymmetric cryptographic coprocessor for the cryptographic libraries and has no user available interface. It does not support any security relevant policy or function.

Note: The cryptographic libraries RSA and EC and the Toolbox library are delivery options. If one of the libraries RSA, EC or Toolbox is delivered, the Base Lib is automatically part of it. Therefore the user may choose a free combination of these libraries. In the case of deselecting one or several of these libraries the TOE does not provide the corresponding functionality for Additional Specific Security Functionality Rivest-Shamir-Adleman Cryptography (RSA) and/or Elliptic Curve Cryptography (EC).

¹ CRT Chinese Remainder Theorem

End of note.

2.2.3 Interfaces of the TOE

- The physical interface of the TOE to the external environment is the entire surface of the IC.
- The electrical interface of the TOE to the external environment includes the pads of the chip, particularly the contacted RES, I/O, CLK lines and supply lines VCC and GND. The communication meets ISO 7816/ETSI/EMV standards.
- The RF interface (radio frequency power and signal interface) enables contactless communication between a PICC (proximity integration chip card) and a PCD reader/writer (proximity coupling device). Power supply is received and data are received or transmitted by an antenna which consists of a coil with a few turns directly connected to the IC.
- The data-oriented I/O interface of the TOE is represented by the I/O pad.
- The interface to the firmware consists of special registers used for hardware configuration and control (Special Function Registers, SFR).
- The interface of the TOE to the operating system is covered by the RMS routines and by the instruction set of the TOE.
- The interface of the TOE to the test routines is formed by the STS test routine call, i.e. entry to test mode (STS-TM entry).
- The interface to the RSA calculations is defined by the RSA library
- The interface to the EC calculations is defined by the EC library
- The interface to the Toolbox basic arithmetic functions is defined by the Toolbox library.

Note that the interfaces of cryptographic libraries (RSA and EC) and the toolbox library are optional, as these depend on the procurement order.

2.2.4 Guidance Documentation

The guidance documentation consists of:

- M7794 Controller Product Group for Payment Applications Hardware Reference Manual
- AMM Advanced Mode for Mifare-Compatible Technology Addendum to M7794 Hardware Reference Manual (optional). This addendum document describes the AMM (Advanced mode for Mifare-Compatible Technology) and is only provided in case the configuration option AMM is chosen.
- SLx 70 Family Production and Personalization User's Manual
- SLE 70 Programmer's Reference Manual
- SLE77 Controller Family Errata Sheet
- These documents contain the description of all interfaces of the software to the hardware relevant for programming the TOE.
- M7794 Security Guidelines: This document provides secure coding guidance to the application writer.
- SLE77 Asymmetric Crypto Library for Crypto@2304T RSA/ECC/Toolbox User Interface (optional): User Interface, contains all interfaces of the cryptographic RSA- and EC libraries, as well as of the Toolbox library. This document is only delivered to the user in case the RSA library and/or the EC library and/or the Toolbox library is/are part of the delivered TOE.
- Crypto@2304T User Manual, describing the architecture of cryptographic coprocessor on register level. It also provides a functional description of the register architecture, instruction set and gives programming guidance.
- Option 2 for Fast Startup: this document describes the fast startup option. This document is only delivered to the user in case the firmware version V77.017.13.2 is chosen.

Finally the certification report may contain an overview of recommendations to a software developer regarding the secure use of the TOE.

2.2.5 Forms of Delivery

The TOE can be delivered in the form of complete modules, as plain wafers in an IC case (e.g. DSO20) or in bare dies. The delivery can therefore be at the end of phase 3 or at the end of phase 4 which may also include pre-personalization steps according to [1]. In any case the testing of the TOE is finished and the extended test features are removed. From a security policy point of view the different forms of delivery do not have any impact.

The delivery to the software developer (phase 2 → phase 1) contains the development package, which is delivered in electronic form. It contains the documents as described above, the development and debugging tools.

Part of the software delivery is the Flash Loader program, provided by Infineon Technologies AG, running on the TOE and controlling the download of user software onto the TOE via the UART interface. The download is only possible after successful authentication. The user software can also be downloaded in an encrypted way. In addition, the user can permanently block further use of the Flash Loader.

The table as follows provides an overview about form and method of TOE deliveries:

Table 2 TOE deliveries: forms and methods

TOE Component	Delivered Format	Delivery Method	Comment
Hardware			
M7794 A12 and G12	Wafer, IC case, packages	Postal transfer in cages	All materials are delivered to distribution centers in cages, locked.
Firmware			
All	–	–	stored on the delivered hardware.
Software			
All software libraries	L251 Library File (object code)	Secured download ¹	–
Guidance Documentation			
All User Guidance documents	Personalized PDF	Secured download ¹	–

2.2.6 Production sites

The TOE may be handled at different production sites but the silicon is produced in Dresden or TSMC only. To distinguish the different production sites of various products in the field, the site is coded in the Generic Chip Ident Mode data. The exact coding of the relevant Generic chip identification data is described in [7].

The delivery measures are described in the ALC_DVS aspect.

2.2.7 TOE Configuration

This TOE is represented by various configurations called products.

The module design, layout and footprint, of all products are identical. However, minor differences between one metal mask allows the TOE to connect to different types of antennas (not part of the TOE). The metal masks differ in their input capacities of the RFI peripheral.

The degree of freedom for configuring the TOE is predefined by Infineon Technologies AG.

RMS functions, GCIM and special registers allow a customer to extract the present hardware configuration and identify the TOE. [ST] provides further information

Table 3 shows the TOE hardware configurations such as the maximum configurable memory sizes and availability of cryptographic coprocessors.

¹ Secured download is a way of delivery of documentation and TOE related software using a secure ishare connected to Infineon customer portal. The TOE user needs a DMZ Account to login (authenticate) via the Internet.

Table 3 TOE hardware configuration options

Module / Feature	Values
Memories	
SOLID FLASH™	up to 240 kBytes
RAM for the user	up to 6 kBytes
Modules	
Crypto2304T	Available/unavailable
SCP	Available/unavailable
Interfaces	
ISO 7816-3 slave	Available/unavailable
RFI – ISO 14443 generally	Available/unavailable
RFI Input Capacity	27pF, 56pF, 78pF
ISO 14443 Type A card mode	Available/unavailable
ISO 14443 Type B card mode	Available/unavailable
ISO 14443 Type C card mode (1)	Available/unavailable
Advanced Communication Mode	Available/unavailable
D-CLB (2)	Available/unavailable
Mifare (3) availability	Available/unavailable
Mifare Hardware support card mode	Available/unavailable
Advanced Mode for Mifare-Compatible Technology (AMM)	Available/unavailable
SW support for Mifare compatible 4k cards	Available/unavailable
SW support for Mifare compatible 1k cards	Available/unavailable
Direct data transfer (DDT)	Available/unavailable
Miscellaneous	
maximum System Frequency	33MHz to HIGH
metal configuration number	0x1
Firmware ID	V77.017.12.0 or V77.017.12.2 or V77.017.13.2
Reduced GCIM	Available/unavailable

(1) Also known as ISO 18092 (card mode)

(2) Digital Contactless Bridge

(3) The term “Mifare” is solely used as an indicator of product compatibility to the respective technology. This applies to the entire document.

Two methods are available to customers to configure the TOE:

- To order a configuration, which is defined and offered by Infineon Technologies.
- To apply the Bill-Per-Use (BPU) method for the TOE. This method enables a customer to use tailored products of the TOE within the TOE's configuration options

BPU allows a customer to block chips on demand at the customer's premises. Customers, who intend to use this feature receive the TOEs in a predefined configuration. Dedicated blocking information is part of a chip configuration area. The blocking information can be modified by customers using specific APDUs. Once final blocking is done, further modifications are disabled.

The BPU software part is only present on predefined products, which have been ordered with the BPU option. In all other cases this software is not present on the product.

Reduced GCIM refers to a GCIM, whereby certain information is blocked. Nevertheless Reduced GCIM still allows to uniquely identify the TOE.

2.2.8 TOE initialization with Customer Software

Several options are available to initialize the TOE with customer software:

Table 4 Options to initialize the TOE with customer software

1	The user or/and a subcontractor downloads the software into the SOLID FLASH™ NVM. Infineon Technologies does not receive any user software.	The Flash Loader can be activated or reactivated by the user or subcontractor to download software into the SOLID FLASH™ NVM.
2	The user provides software to download into the SOLID FLASH™ NVM to Infineon Technologies AG. The software is loaded into the SOLID FLASH™ NVM during chip production.	There is no Flash Loader present.
3	The user provides software to download into the SOLID FLASH™ NVM to Infineon Technologies AG. The software is loaded into the SOLID FLASH™ NVM memory during chip production.	The Flash Loader is blocked by Infineon but can be activated or reactivated by the user or subcontractor to download software into the SOLID FLASH™ NVM. The user is required to provide a reactivation procedure as part of the software to Infineon Technologies AG.

3 Conformance Claims (ASE_CCL)

3.1 CC Conformance Claim

This Security Target (ST) and the TOE claim conformance to Common Criteria version v3.1 part 1 [2], part 2 [3] and part 3 [4].

Conformance of this ST is claimed for:

Common Criteria part 2 extended and Common Criteria part 3 conformant.

3.2 PP Claim

This Security Target is in **strict conformance** to the Security IC Platform Protection Profile [1].

The Security IC Platform Protection Profile is registered and certified by the Bundesamt für Sicherheit in der Informationstechnik¹ (BSI) under the reference BSI-PP-0035, Version 1.0, dated 15.06.2007.

The security assurance requirements of the TOE are according to the Security IC Platform Protection Profile [1]. They are all drawn from Part 3 of the Common Criteria version v3.1.

The augmentations of the PP [1] are listed below.

Table 5 Augmentations of the assurance level of the TOE

Assurance Class	Assurance components	Description
Life-cycle support	ALC_DVS.2	Sufficiency of security measures
Vulnerability assessment	AVA_VAN.5	Advanced methodical vulnerability analysis

3.3 Package Claim

This Security Target does not claim conformance to a package of [1].

The assurance level for the TOE is EAL5 augmented with the components ALC_DVS.2 and AVA_VAN.5.

¹ Bundesamt für Sicherheit in der Informationstechnik (BSI) is the German Federal Authority for Information Security

3.4 Conformance Rationale

This security target claims strict conformance to [1].

The Target of Evaluation (TOE) is a typical security IC as defined in PP chapter 1.2.2 comprising:

- the circuitry of the IC (hardware including the physical memories),
- configuration data, initialisation data related to the IC Dedicated Software and the behaviour of the security functionality
- the IC Dedicated Software with the parts
- the IC Dedicated Test Software,
- the IC Dedicated Support Software.

The TOE is designed, produced and/or generated by the TOE Manufacturer.

Security Problem Definition:

Following [1], the security problem definition is enhanced by adding a threat, an organization security policy and an augmented assumption. Including these add-ons, the security problem definition of this security target is consistent with the statement of the security problem definition in [1], as the security target claims strict conformance to [1].

Conformance Rationale:

The augmented organizational security policy P.Add-Functions, derived from the additional security functionality of the cryptographic libraries, the augmented assumption A.Key-Function, related to the usage of key-dependent functions, and the threat of memory access violation T.Mem-Access, due to specific TOE memory access control functionality, have been added. These add-ons have no impact on the conformance statements regarding [2] and [1], with following rational:

- The security target remains conformant to CC [2], claim 482 as the possibility to introduce additional restrictions is given.
- The security target fulfils the strict conformance claim to [1] due to the application notes 5, 6 and 7 which apply here. By those notes the addition of further security functions and security services are covered, even without deriving particular security functionality from a threat but from a policy.

Due to additional security functionality, one coming from the cryptographic libraries - O.Add-Functions, and due to the memory access control - O.Mem-Access, additional security objectives have been introduced. These add-ons have no impact on the conformance statements regarding [2] and [1], with following rational:

- The security target remains conformant to [2], claim 482 as the possibility to introduce additional restrictions is given.
- The security target fulfils the strict conformance of the [1] due to the application note 9 applying here. This note allows the definition of high-level security goals due to further functions or services provided to the Security IC Embedded Software.

Therefore, the security objectives of this security target are consistent with the statement of the security objectives in the [1], as the security target claimed strict conformance to the [1].

All security functional requirements defined in the [1] are included and completely defined in this ST. The security functional requirements listed in the following are all taken from Common Criteria part 2 [3] and additionally included and completely defined in this ST:

- FDP_ACC.1 "Subset access control"
- FDP_ACF.1 "Security attribute based access control"
- FMT_MSA.1 "Management of security attributes"
- FMT_MSA.3 "Static attribute initialisation"
- FMT_SMF.1 "Specification of Management functions"
- FCS_COP.1 "Cryptographic support"
- FCS_CKM.1 "Cryptographic key generation"
- FDP_SDI.1 "Stored data integrity monitoring"
- FDP_SDI.2 "Stored data integrity monitoring and action"

The security functional requirement

- FPT_TST.2 "Subset TOE security testing"(Requirement from [3])

- FCS_RNG.1 “Random number generation”

are included and completely defined in this ST, section 6.

All assignments and selections of the security functional requirements are done in [1] and in this Security Target Lite in section 7.2.

The Assurance Requirements of the TOE obtain the Evaluation Assurance Level 5 augmented with the assurance components ALC_DVS.2 and AVA_VAN.5 for the TOE.

3.5 Application Notes

The functional requirement FCS_RNG.1 is a refinement of the FCS_RNG.1 defined in the Protection Profile [1] according to “Anwendungshinweise und Interpretationen zum Schema (AIS)” [6].

4 Security Problem Definition (ASE_SPD)

The content of the PP [1] applies to this chapter completely.

4.1 Threats

The threats are directed against the assets and/or the security functions of the TOE. For example, certain attacks are only one step towards a disclosure of assets while others may directly lead to a compromise of the application security. The more detailed description of specific attacks is given later on in the process of evaluation and certification. An overview on attacks is given in [1] section 3.2.

The threats to security are defined and described in [1] section 3.2.

Table 6 Threats according to [1]

T.Phys-Manipulation	Physical Manipulation
T.Phys-Probing	Physical Probing
T.Malfunction	Malfunction due to Environmental Stress
T.Leak-Inherent	Inherent Information Leakage
T.Leak-Forced	Forced Information Leakage
T.Abuse-Func	Abuse of Functionality
T.RND	Deficiency of Random Numbers

4.1.1 Additional Threat due to TOE specific Functionality

The additional functionality of introducing sophisticated privilege levels and access control allows the secure separation between the operation system(s) and applications, the secure downloading of applications after personalization and enables multitasking by separating memory areas and performing access controls between different applications. Due to this additional functionality “area based memory access control” a new threat is introduced.

The Smartcard Embedded Software is responsible for its User Data according to the assumption “Treatment of User Data (A.Resp-App)”. However, the Smartcard Embedded Software may comprise different parts, for instance an operating system and one or more applications. In this case, such parts may accidentally or deliberately access data (including code) of other parts, which may result in a security violation.

The TOE shall avert the threat “Memory Access Violation (T.Mem-Access)” as specified below.

T.Mem-Access Memory Access Violation

Parts of the Smartcard Embedded Software may cause security violations by accidentally or deliberately accessing restricted data (which may include code) or privilege levels. Any restrictions are defined by the security policy of the specific application context and must be implemented by the Smartcard Embedded Software.

Table 7 Additional threats due to TOE specific functions and augmentations

T.Mem-Access	Memory Access Violation
--------------	-------------------------

For details see [1] section 3.2.

4.1.2 Assets regarding the Threats

The primary assets concern the User Data which includes the user data as well as program code (Security IC Embedded Software) stored and in operation and the provided security services. These assets have to be protected while being executed and or processed and on the other hand, when the TOE is not in operation.

This leads to four primary assets with its related security concerns:

- SC1 Integrity of User Data and of the Security IC Embedded Software (while being executed/processed and while being stored in the TOE’s memories),

- SC2 Confidentiality of User Data and of the Security IC Embedded Software (while being processed and while being stored in the TOE’s memories)
- SC3 Correct operation of the security services provided by the TOE for the Security IC Embedded Software.
- SC4 Continuous availability of random numbers

SC4 is an additional security service provided by this TOE which is the availability of random numbers. These random numbers are generated either by a true random number or a deterministic random number generator or by both, when a true random number is used as seed for the deterministic random number generator. Note that the generation of random numbers is a requirement of [1].

To be able to protect the listed assets the TOE shall protect its security functionality as well. Therefore critical information about the TOE shall be protected. Critical information include:

- logical design data, physical design data, IC Dedicated Software, and configuration data
- Initialisation Data and Pre-personalisation Data, specific development aids, test and characterisation related data, material for software development support, and reticles.

The information and material produced and/or processed by the TOE Manufacturer in the TOE development and production environment (Phases 2 up to TOE Delivery) can be grouped as follows:

- logical design data,
- physical design data,
- IC Dedicated Software, Security IC Embedded Software, Initialisation Data and Pre-personalisation Data,
- specific development aids,
- test and characterisation related data,
- material for software development support, and
- reticles and products in any form

as long as they are generated, stored, or processed by the TOE Manufacturer.

For details see PP [1] section 3.1.

4.2 Organizational Security Policies

The TOE has to be protected during the first phases of its lifecycle (phases 2 up to TOE delivery which may follow phase 3 or phase 4). Later on each variant of the TOE has to be self-protective. The organisational security policy covers this aspect.

P.Process-TOE Protection during TOE Development and Production

An accurate identification must be established for the TOE. This requires that each instantiation of the TOE carries this unique identification.

The organisational security policies are defined and described in PP [1] section 3.3. Due to the augmentations of PP [1] an additional policy is introduced and described in the next chapter.

Table 8 Organizational Security Policies according PP [1]

P.Process-TOE	Protection during TOE Development and Production
---------------	--------------------------------------------------

4.2.1 Augmented Organizational Security Policy

Due to the augmentations of [1] an additional policy is introduced.

The TOE provides specific security functionality, which can be used by the Smartcard Embedded Software. Following specific security functionality is listed which is not derived from any threats identified for the TOE’s environment because it can only be decided in the context of the smartcard application, against which threats the Smartcard Embedded Software will use the specific security functionality.

The IC Developer / Manufacturer must apply the policy “Additional Specific Security Functionality (P.Add-Functions)” as specified below.

P.Add-Functions Additional Specific Security Functionality

The TOE shall provide the following specific security functionality to the Smartcard Embedded Software:

PUBLIC

Security Problem Definition (ASE_SPD)

- Advanced Encryption Standard (AES)
- Triple Data Encryption Standard (3DES)
- Rivest-Shamir-Adleman Cryptography (RSA),
- Elliptic Curve Cryptography (EC)

Note

1:

The cryptographic libraries RSA and EC and the Toolbox library are delivery options. . If one of the libraries RSA, EC or Toolbox are delivered, the Base Lib is automatically part of it. Therefore the user may choose a free combination of these libraries. In case of deselecting one or several of these libraries the TOE does not provide the respective functionality Additional Specific Security Functionality Rivest-Shamir-Adleman Cryptography (RSA) and/or Elliptic Curve Cryptography (EC). The Toolbox and Base Library are no cryptographic libraries and provide no additional specific security functionality.

End of note.

Note:

The Crypto2304T and/or SCP can be blocked. The blocking depends on the user’s choice prior to the production of the hardware. In case the Crypto2304T is blocked, no RSA and EC computation supported by hardware is possible. In case of a blocked SCP no hardware support for 3DES and AES is possible. The inaccessibility of the deselected Crypto2304T or SCP cryptographic coprocessors is without impact on any other security policy of the TOE. It is exactly equivalent to the situation where the user decides not to use the cryptographic co-processors.

End of note.

4.3 Assumptions

The TOE assumptions on the operational environment are defined and described in [1] section 3.4.

The assumptions concern the phases where the TOE has left the chip manufacturer.

A.Process-Sec-IC Protection during Packaging, Finishing and Personalization

It is assumed that security procedures are used after delivery of the TOE by the TOE Manufacturer up to delivery to the end-consumer to maintain confidentiality and integrity of the TOE and of its manufacturing and test data (to prevent any possible copy, modification, retention, theft or unauthorised use).

A.Plat-Appl Usage of Hardware Platform

The Security IC Embedded Software is designed so that the requirements from the following documents are met: (i) TOE guidance documents (refer to the Common Criteria assurance class AGD) such as the hardware data sheet, and the hardware application notes, and (ii) findings of the TOE evaluation reports relevant for the Security IC Embedded Software as documented in the certification report.

A.Resp-Appl Treatment of User Data

All User Data are owned by Security IC Embedded Software. Therefore, it must be assumed that security relevant User Data (especially cryptographic keys) are treated by the Security IC Embedded Software as defined for its specific application context.

The support of cipher schemas needs to make an additional assumption.

Table 9 Table 1: Assumption according to [1]

A.Process-Sec-IC	Protection during Packaging, Finishing and Personalization
A.Plat-Appl	Usage of Hardware Platform
A.Resp-Appl	Treatment of User Data

4.3.1 Augmented Assumptions

The developer of the Smartcard Embedded Software must ensure the appropriate “Usage of Key-dependent Functions (A.Key-Function)” while developing this software in Phase 1 as specified below.

A.Key-Function Usage of Key-dependent Functions

Key-dependent functions (if any) shall be implemented in the Smartcard Embedded Software in a way that they are not susceptible to leakage attacks (as described under T.Leak-Inherent and T.Leak-Forced).

Note that here the routines which may compromise keys when being executed are part of the Smartcard Embedded Software. In contrast to this the threats T.Leak-Inherent and T.Leak-Forced address (i) the cryptographic routines which are part of the TOE

For details see [1] section 3.4.

5 Security objectives (ASE_OBJ)

This section shows the subjects and objects, which are relevant to the TOE.

A short overview is given in the following.

The user has the following standard high-level security goals related to the assets:

- SG1 maintain the integrity of User Data and of the Security IC Embedded Software
- SG2 maintain the confidentiality of User Data and of the Security IC Embedded Software
- SG3 maintain the correct operation of the security services provided by the TOE for the Security IC Embedded Software
- SG4 provision of random numbers.

5.1 Security objectives of the TOE

The security objectives of the TOE are defined and described in [1] section 4.1.

Table 10 Objectives for the TOE according to [1]

O.Phys-Manipulation	Protection against Physical Manipulation
O.Phys-Probing	Protection against Physical Probing
O.Malfunction	Protection against Malfunction
O.Leak-Inherent	Protection against Inherent Information Leakage
O.Leak-Forced	Protection against Forced Information Leakage
O.Abuse-Func	Protection against Abuse of Functionality
O.Identification	TOE Identification
O.RND	Random Numbers

The TOE provides “Additional Specific Security Functionality (O.Add-Functions)” as specified below.

O.Add-Functions Additional Specific Security Functionality

The TOE must provide the following specific security functionality to the Smartcard Embedded Software:

- Advanced Encryption Standard (AES)
- Triple Data Encryption Standard (3DES),
- Rivest-Shamir-Adleman (RSA)
- Elliptic Curve Cryptography (EC)

Note: The cryptographic libraries RSA and EC and the Toolbox library are delivery options. If one of the libraries RSA, EC or Toolbox is delivered, the Base Lib is automatically part of it. Therefore the user may choose a free combination of these libraries. In case of deselecting one or several of these libraries the TOE does not provide the respective functionality Additional Specific Security Functionality Rivest-Shamir-Adleman Cryptography (RSA) and/or Elliptic Curve Cryptography (EC). The Toolbox and Base Library are no cryptographic libraries and provide no additional specific security functionality.

End of note.

Note: The Crypto2304T and/or SCP can be blocked. The blocking depends on the user’s choice prior to the production of the hardware. In case the Crypto2304T is blocked, no RSA and EC computation supported by hardware is possible. In case of a blocked SCP no hardware support for 3DES and AES is possible. The inaccessibility of the deselected Crypto2304T or SCP cryptographic coprocessors is without impact on any other security policy of the TOE. It is exactly equivalent to the situation where the user decides not to use the cryptographic co-processors.

End of note.

The TOE shall provide “Area based Memory Access Control (O.Mem-Access)” as specified below.

O.Mem-Access Area based Memory Access Control

The TOE must provide the Smartcard Embedded Software with the capability to define restricted access memory areas. The TOE must then enforce the partitioning of such memory areas so that access of software to memory areas and privilege levels is controlled as required, for example, in a multi-application environment.

Table 11 Additional objectives due to TOE specific functions and augmentations

O.Add-Functions	Additional specific security functionality
O.Mem-Access	Area based Memory Access Control

5.2 Security Objectives for the development and operational Environment

The security objectives for the security IC embedded software development environment and the operational environment is defined in [1] section 4.2 and 4.3. The table below lists the security objectives.

Table 12 Security objectives for the environment according to [1]

Phase 1	OE.Plat-Appl OE.Resp-Appl	Usage of Hardware Platform Treatment of User Data
Phase 5 – 6 optional Phase 4	OE.Process-Sec-IC	Protection during composite product manufacturing

5.2.1 Clarification of “Usage of Hardware Platform (OE.Plat-Appl)”

Regarding the cryptographic services this objective of the environment has to be clarified. The TOE supports cipher schemes as additional specific security functionality. If required the Smartcard Embedded Software shall use these cryptographic services of the TOE and their interface as specified. When key-dependent functions implemented in the Smartcard Embedded Software are just being executed, the Smartcard Embedded Software must provide protection against disclosure of confidential data (User Data) stored and/or processed in the TOE by using the methods described under “Inherent Information Leakage (T.Leak-Inherent)” and “Forced Information Leakage (T.Leak-Forced)”.

The objectives of the environment regarding the memory, software and firmware protection and the SFR and peripheral-access-rights-handling have to be clarified. For the separation of different applications the Smartcard Embedded Software (Operating System) may implement a memory management scheme based upon security functions of the TOE.

5.2.2 Clarification of “Treatment of User Data (OE.Resp-Appl)”

Regarding the cryptographic services this objective of the environment has to be clarified. By definition cipher or plain text data and cryptographic keys are User Data. The Smartcard Embedded Software shall treat these data appropriately, use only proper secret keys (chosen from a large key space) as input for the cryptographic function of the TOE and use keys and functions appropriately in order to ensure the strength of cryptographic operation.

This means that keys are treated as confidential as soon as they are generated. The keys must be unique with a very high probability, as well as cryptographically strong. For example, it must be ensured that it is beyond practicality to derive the private key from a public key if asymmetric algorithms are used. If keys are imported into the TOE and/or derived from other keys, quality and confidentiality must be maintained. This implies that appropriate key management has to be realised in the environment.

Regarding the memory, software and firmware protection and the SFR and peripheral access rights handling these objectives of the environment has to be clarified. The treatment of User Data is also required when a multi-application operating system is implemented as part of the Smartcard Embedded Software on the TOE. In this case the multi-application operating system should not disclose security relevant user data of one application to another application when it is processed or stored on the TOE.

5.2.3 Clarification of “Protection during Composite product manufacturing (OE.Process-Sec-IC)”

The protection during packaging, finishing and personalization includes also the personalization process (Flash Loader software) and the personalization data (TOE software components) during Phase 4, Phase 5 and Phase 6.

5.3 Security Objectives Rationale

The security objectives rationale of the TOE are defined and described in PP [1] section 4.4. For organizational security policy P.Add-Functions, OE.Plat-Appl and OE.Resp-Appl the rationale is given in the following description.

Table 13 Security Objective Rational

Assumption, Threat or Organisational Security Policy	Security Objective
P.Add-Functions	O.Add-Functions
A.Key-Function	OE.Plat-Appl OE.Resp-Appl
T.Mem-Access	O.Mem-Access

The justification related to the security objective “Additional Specific Security Functionality (O.Add-Functions)” is as follows: Since O.Add-Functions requires the TOE to implement exactly the same specific security functionality as required by P.Add-Functions; the organisational security policy is covered by the objective.

Nevertheless the security objectives O.Leak-Inherent, O.Phys-Probing, O.Malfunction, O.Phys-Manipulation and O.Leak-Forced define how to implement the specific security functionality required by P.Add-Functions. (Note that these objectives support that the specific security functionality is provided in a secure way as expected from P.Add-Functions.) Especially O.Leak-Inherent and O.Leak-Forced refer to the protection of confidential data (User Data or TSF data) in general. User Data are also processed by the specific security functionality required by P.Add-Functions.

Compared to [1] clarification has been made for the security objective “Usage of Hardware Platform (OE.Plat-Appl)”: If required the Smartcard Embedded Software shall use these cryptographic services of the TOE and their interface as specified. In addition, the Smartcard Embedded Software must implement functions which perform operations on keys (if any) in such a manner that they do not disclose information about confidential data. The non disclosure due to leakage A.Key-Function attacks is included in this objective OE.Plat-Appl. This addition ensures that the assumption A.Plat-Appl is still covered by the objective OE.Plat-Appl although additional functions are being supported according to O.Add-Functions.

Compared to [1] a clarification has been made for the security objective “Treatment of User Data (OE.Resp-Appl)”: By definition cipher or plain text data and cryptographic keys are User Data. So, the Smartcard Embedded Software will protect such data if required and use keys and functions appropriately in order to ensure the strength of cryptographic operation. Quality and confidentiality must be maintained for keys that are imported and/or derived from other keys. This implies that appropriate key management has to be realised in the environment. That is expressed by the assumption A.Key—Function which is covered from OE.Resp—Appl. These measures make sure that the assumption A.Resp-Appl is still covered by the security objective OE.Resp-Appl although additional functions are being supported according to P.Add-Functions.

Compared to the PP [1] an enhancement regarding memory area protection has been established. The clear definition of privilege levels for operated software establishes the clear separation of different restricted memory areas for running the firmware, downloading and/or running the operating system and to establish a clear separation between different applications. Nevertheless, it is also possible to define a shared memory section where separated applications may exchange defined data. The privilege levels clearly define by using a hierarchical model the access right from one level to the other. These measures ensure that the threat T.Mem-Access is clearly covered by the security objective O.Mem-Access.

The objective O.RND corresponds directly to the description of the threat T.RND. Therefore T.RND is covered by O.RND.

The justification of the additional policy and the additional assumption show that they do not contradict to the rationale already given in the Protection Profile for the assumptions, policy and threats defined there.

6 Extended Component Definition (ASE_ECD)

There are four extended components defined and described for the TOE:

- the family **FCS_RNG** at the class FCS Cryptographic Support
- the family **FMT_LIM** at the class FMT Security Management
- the family **FAU_SAS** at the class FAU Security Audit
- the component **FPT_TST.2** at the class FPT Protection of the TSF

The extended components FMT_LIM and FAU_SAS are defined and described in PP [1] section 5. The component FPT_TST.2 and FCS_RNG are defined in the following sections.

6.1 Component “Subset TOE security testing (FPT_TST)”

The security is strongly dependent on the correct operation of the security functions. Therefore, the TOE shall support that particular security functions or mechanisms are tested in the operational phase (Phase 7). The tests can be initiated by the Smartcard Embedded Software and/or by the TOE or is done automatically and continuously.

Part 2 of the Common Criteria provides the security functional component “TSF testing (FPT_TST.1)”. The component FPT_TST.1 provides the ability to test the TSF’s correct operation.

For the user it is important to know which security functions or mechanisms can be tested. The functional component FPT_TST.1 does not mandate to explicitly specify the security functions being tested. In addition, FPT_TST.1 requires verification of the integrity of TSF data and of the stored TSF executable code which might violate the security policy. Therefore, the functional component “**Subset TOE security testing (FPT_TST.2)**” of the family TSF self test has been newly created. This component allows that particular parts of the security mechanisms and functions provided by the TOE are tested.

6.2 Definition of FPT_TST.2

The functional component “Subset TOE security testing (FPT_TST.2)” has been newly created (Common Criteria Part 2 extended). This component allows that particular parts of the security mechanisms and functions provided by the TOE can be tested after TOE Delivery or are tested automatically and continuously during normal operation transparent for the user.

This security functional component is used instead of the functional component FPT_TST.1 from Common Criteria Part 2. For the user it is important to know which security functions or mechanisms can be tested. The functional component FPT_TST.1 does not mandate to explicitly specify the security functions being tested. In addition, FPT_TST.1 requires verifying the integrity of TSF data and stored TSF executable code which might violate the security policy.

The functional component “Subset TOE testing (FPT_TST.2)” is specified as follows (Common Criteria Part 2 extended).

6.3 TSF self test (FPT_TST)

Family Behavior The Family Behavior is defined in [3] section 15.14 (442,443).

Component levelling



FPT_TST.1: The component FPT_TST.1 is defined in [3] section 15.14 (444, 445,446).

FPT_TST.2: Subset TOE security testing, provides the ability to test the correct operation of particular security functions or mechanisms. These tests may be performed at start-up, periodically, at the request of the authorized user, or when other conditions are met. It also provides the ability to verify the integrity of TSF data and executable code.

Management: FPT_TST.2

The following actions could be considered for the management functions in FMT:

- management of the conditions under which subset TSF self testing occurs, such as during initial start-up, regular interval or under specified conditions
- management of the time of the interval appropriate.

Audit: FPT_TST.2

There are no auditable events foreseen.

FPT_TST.2 Subset TOE testing

Hierarchical to: No other components.

Dependencies: No dependencies

FPT_TST.2.1: The TSF shall run a suite of self tests [selection: during initial start-up, periodically during normal operation, at the request of the authorized user, and/or at the conditions [assignment: conditions under which self test should occur]] to demonstrate the correct operation of [assignment: functions and/or mechanisms].

6.4 Family “Generation of Random Numbers (FCS_RNG)”

The component “Random number generation (FCS_RNG.1)” has to be newly created according to “Anwendungshinweise und Interpretationen zum Schema (AIS)” [6]. This security functional component is used instead of the functional component FCS_RNG.1 defined in the protection profile [1].

The family “Generation of random numbers (FCS_RNG)” is specified as follows (Common Criteria Part 2 extended).

6.5 Definition of FCS_RNG.1

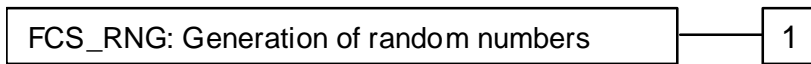
This section describes the functional requirements for the generation of random numbers, which may be used as secrets for cryptographic purposes or authentication. The IT security functional requirements for the TOE are defined in an additional family (FCS_RNG) of the Class FCS (Cryptographic support).

FCS_RNG Generation of random numbers

Family Behaviour

This family defines quality requirements for the generation of random numbers that are intended to be used for cryptographic purposes.

Component levelling:



FCS_RNG.1: Generation of random numbers, requires that the random number generator implements defined security capabilities and that the random numbers meet a defined quality metric.

Management: FCS_RNG.1

There are no management activities foreseen.

Audit: FCS_RNG.1

There are no actions defined to be auditable.

FCS_RNG.1 Random number generation

Hierarchical to: No other components.

Dependencies: No dependencies.

FCS_RNG.1.1: The TSF shall provide a [selection: physical, non-physical true, deterministic, hybrid physical, hybrid deterministic] random number generator that implements: [assignment: list of security capabilities].

FCS_RNG.1.2: The TSF shall provide random numbers that meet [assignment: *a defined quality metric*].

Application Note 1: The functional requirement FCS_RNG.1 is a refinement of the FCS_RNG.1 defined in the Protection Profile [1] according to "Anwendungshinweise und Interpretationen zum Schema (AIS)" [6].

7 Security Requirements (ASE_REQ)

For this section [1] section 6 can be applied completely.

7.1 TOE Security Functional Requirements

The security functional requirements (SFR) for the TOE are defined and described in [1] section 6.1 and in the following description.

Table 14 provides an overview of the functional security requirements of the TOE, defined in [1] section 6.1. The last column shows, whether the requirement is refined. The refinements are also valid for this ST.

Table 14 Security functional requirements defined in PP [1]

Security Functional Requirement	Refined in PP [1]
FRU_FLT.2 "Limited fault tolerance"	Yes
FPT_FLS.1 "Failure with preservation of secure state"	Yes
FMT_LIM.1 "Limited capabilities"	No
FMT_LIM.2 "Limited availability"	No
FAU_SAS.1 "Audit storage"	No
FPT_PHP.3 "Resistance to physical attack"	Yes
FDP_ITT.1 "Basic internal transfer protection"	Yes
FPT_ITT.1 "Basic internal TSF data transfer protection"	Yes
FDP_IFC.1 "Subset information flow control"	No

Table 15 provides an overview about the augmented security functional requirements, which are added to the TOE and defined in this ST. All requirements are taken from [3] Part 2, with the exception of requirement FPT_TST.2 and FCS_RNG.1, which are defined in this ST completely.

Table 15 Augmented security functional requirements

Security Functional Requirement	
FPT_TST.2 "Subset TOE security testing"	
FDP_ACC.1 "Subset access control"	
FDP_ACF.1 "Security attribute based access control"	
FMT_MSA.1 "Management of security attributes"	
FMT_MSA.3 "Static attribute initialisation"	
FMT_SMF.1 "Specification of Management functions"	
FCS_COP.1 "Cryptographic support"	
FCS_CKM.1 "Cryptographic key management"	
FDP_SDI.1 "Stored data integrity monitoring"	
FDP_SDI.2 "Stored data integrity monitoring and action"	
FCS_RNG.1 "Random number generation"	

All assignments and selections of the security functional requirements of the TOE are done in [1] and in the following description.

The above marked extended components FMT_LIM.1 and FMT_LIM.2 are introduced in [1] to define the IT security functional requirements of the TOE as an additional family (FMT_LIM) of the Class FMT (Security Management). This

family describes the functional requirements for the Test Features of the TOE. The new functional requirements were defined in the class FMT because this class addresses the management of functions of the TSF.

The additional component FAU_SAS is introduced to define the security functional requirements of the TOE of the Class FAU (Security Audit). This family describes the functional requirements for the storage of audit data and is described in the next chapter.

The requirement FPT_TST.2 is the subset of TOE testing and originated in [3]. This requirement is given as the correct operation of the security functions is essential. The TOE provides mechanisms to cover this requirement by the smartcard embedded software and/or by the TOE itself.

7.1.1 Extended Components FCS_RNG.1 and FAU_SAS.1

7.1.1.1 FCS_RNG

To define the IT security functional requirements of the TOE an additional family (FCS_RNG) of the Class FCS (cryptographic support) is defined here. This family describes the functional requirements for random number generation used for cryptographic purposes.

FCS_RNG.1 Random Number Generation

Hierarchical to: No other components

Dependencies: No dependencies

FCS_RNG.1 Random numbers generation Class PTG.2 according to [6]

FCS_RNG.1.1 The TSF shall provide a *physical* random number generator that implements:

PTG.2.1 A total failure test detects a total failure of entropy source immediately when the RNG has started. When a total failure is detected, no random numbers will be output.

PTG.2.2 If a total failure of the entropy source occurs while the RNG is being operated, the RNG prevents the output of any internal random number that depends on some raw random numbers that have been generated after the total failure of the entropy source.

PTG.2.3 The online test shall detect non-tolerable statistical defects of the raw random number sequence (i) immediately when the RNG has started, and (ii) while the RNG is being operated. The TSF must not output any random numbers before the power-up online test has finished successfully or when a defect has been detected.

PTG.2.4 The online test procedure shall be effective to detect non-tolerable weaknesses of the random numbers soon.

PTG.2.5 The online test procedure checks the quality of the raw random number sequence. It is triggered continuously. The online test is suitable for detecting non-tolerable statistical defects of the statistical properties of the raw random numbers within an acceptable period of time.

FCS_RNG.1.2 The TSF shall provide *numbers in the format 8- or 16-bit* that meet

PTG.2.6 Test procedure A, as defined in [6] does not distinguish the internal random numbers from output sequences of an ideal RNG.

PTG.2.7 The average Shannon entropy per internal random bit exceeds 0.997.

Application Note 2: The functional requirement FCS_RNG.1 is a refinement of FCS_RNG.1 defined in the Protection Profile [1] according to "Anwendungshinweise und Interpretationen zum Schema (AIS)" [6].

7.1.1.2 FAU_SAS

To define the security functional requirements of the TOE an additional family (FAU_SAS) of the Class FAU (Security Audit) is defined here. This family describes the functional requirements for the storage of audit data. It has a more general approach than FAU_GEN, because it does not necessarily require the data to be generated by the TOE itself and because it does not give specific details of the content of the audit records.

The TOE shall meet the requirement "Audit storage (FAU_SAS.1)" as specified below (Common Criteria Part 2 extended).

PUBLIC

Security Requirements (ASE_REQ)

- FAU_SAS.1 Audit Storage
 Hierarchical to: No dependencies
 Dependencies: No dependencies.
 FAU_SAS.1.1 The TSF shall provide the test process *before TOE Delivery* with the capability to store *the Initialization Data and/or Pre-personalization Data and/or supplements of the Security IC Embedded Software* in the *not changeable configuration page area and non-volatile memory*.

Note, that the TOE can be clearly identified by the Generic Chip Identification Mode (GCIM) and dedicated RMS functions. The GCIM outputs a.o. the chip identification, design step and firmware identifier. Dedicated RMS functions allow a customer to extract the present hardware configuration and the original Chip Identifier Byte, which was valid before blocking.

7.1.2 Subset of TOE testing

The security is strongly dependent on the correct operation of the security functions. Therefore, the TOE shall support that particular security functions or mechanisms are tested in the operational phase (Phase 7). The tests can be initiated by the Smartcard Embedded Software and/or by the TOE.

The TOE shall meet the requirement “Subset TOE testing (FPT_TST.2)” as specified below (Common Criteria Part 2 extended).

- FPT_TST.2** Subset TOE testing
 Hierarchical to: No other components.
 Dependencies: No dependencies
 FPT_TST.2.1 The TSF shall run a suite of self tests at the *request of the authorised user* to demonstrate the correct operation of the *alarm lines and/or following environmental sensor mechanisms*:
- CORE – CPU related alarms
 - SCP - Symmetric Cryptographic Co-Processor
 - Temperature alarm
 - Memory Bus
 - NVM_MISS – SOLID FLASH™ memory illegal addressing alarm
 - FSE – Internal Frequency Sensor alarm
 - Light – Light sensitive alarm
 - WDT - Watch Dog Timer related alarms
 - SW – Software triggered alarm
 - TRNG – True Random Number Generator
 - Glitch sensor alarm
 - Backside light detection (BLD) - alarm
 - RAM/ROM EDC or SOLID FLASH™ memory ECC

7.1.3 Memory access control

Usage of multiple applications in one Smartcard often requires code and data separation in order to prevent one application from accessing code and/or data of another application. For this reason the TOE provides Area based Memory Access Control. The underlying memory management unit (MMU) is documented in section 4 of [7].

The security service being provided is described in the Security Function Policy (SFP) **Memory Access Control Policy**. The security functional requirement “**Subset access control (FDP_ACC.1)**” requires that this policy is in place and defines the scope were it applies. The security functional requirement “**Security attribute based access control (FDP_ACF.1)**” defines security attribute usage and characteristics of policies. It describes the rules for the function that implements the Security Function Policy (SFP) as identified in FDP_ACC.1. The decision whether an access is permitted or not is taken based upon

attributes allocated to the software. The Smartcard Embedded Software defines the attributes and memory areas. The corresponding permission control information is evaluated “on-the-fly” by the hardware so that access is granted/effective or denied/inoperable.

The security functional requirement “**Static attribute initialisation (FMT_MSA.3)**” ensures that the default values of security attributes are appropriately either permissive or restrictive in nature. Alternative values can be specified by any subject provided that the **Memory Access Control Policy** allows that. This is described by the security functional requirement “**Management of security attributes (FMT_MSA.1)**”. The attributes are determined during TOE manufacturing (FMT_MSA.3) or set at run-time (FMT_MSA.1).

From TOE’s point of view the different roles in the Smartcard Embedded Software can be distinguished according to the memory based access control. However the definition of the roles belongs to the user software.


The following Security Function Policy (SFP) **Memory Access Control Policy** is defined for the requirement “Security attribute based access control (FDP_ACF.1)”:

Memory Access Control Policy

The TOE shall control read, write, delete and execute accesses of software running at the privilege levels as defined below. Any access is controlled, regardless whether the access is on code or data or a jump on any other privilege level outside the current one.

The memory model provides distinct, independent privilege levels separated from each other in the virtual address space. These levels are referred to as the Infineon Technologies (IFX) level, operating system 1 and 2 levels (OS1, OS2), shared application level, and application 1 and 2 levels. A pseudo-level is the “current” level, which is simply the level on which code is currently being executed. The access rights are controlled by the MMU and related to the privilege level as depicted in following diagram:

Figure 2 Privilege Levels of the TOE



The TOE shall meet the requirement “Subset access control (FDP_ACC.1)” as specified below.

FDP_ACC.1 Subset access control

Hierarchical to: No other components.

Dependencies: FDP_ACF.1 Security attribute based access control

FDP_ACC.1.1 The TSF shall enforce the *Memory Access Control Policy* on all subjects (software running at the defined and assigned privilege levels), all objects (data including code stored in memories) and all the operations defined in the *Memory Access Control Policy*, i.e. privilege levels.

The TOE shall meet the requirement “Security attribute based access control (FDP_ACF.1)” as specified below.

FDP_ACF.1 Security attribute based access control

Hierarchical to: No other components.

Dependencies: FDP_ACC.1 Subset access control

FMT_MSA.3 Static attribute initialisation

FDP_ACF.1.1 The TSF shall enforce the *Memory Access Control Policy* to objects based on the following:

Subject:

- *software running at the IFX, OS1 and OS2 privilege levels required to securely operate the chip. This includes also privilege levels running interrupt routines.*
- *software running at the privilege levels containing the application software*

Object:

- *data including code stored in memories*

Attributes:

- *the memory area where the access is performed to and/or*
- *the operation to be performed.*

FDP_ACF.1.2 The TSF shall enforce the following rules to determine if an operation among controlled subjects and controlled objects is allowed:

evaluate the corresponding permission control information of the relevant memory range before, during or after the access so that accesses to be denied cannot be utilised by the subject attempting to perform the operation.

FDP_ACF.1.3 The TSF shall explicitly authorize access of subjects to objects based on the following additional rules: *none*.

FDP_ACF.1.4 The TSF shall explicitly deny access of subjects to objects based on the *following additional rules: none*.

The TOE shall meet the requirement “Static attribute initialisation (FMT_MSA.3)” as specified below.

FMT_MSA.3 Static attribute initialisation

Hierarchical to: No other components.

Dependencies: FMT_MSA.1 Management of security attributes

FMT_SMR.1 Security roles

FMT_MSA.3.1 The TSF shall enforce the *Memory Access Control Policy* to provide *well defined*¹ default values for security attributes that are used to enforce the SFP.

FMT_MSA.3.2 The TSF shall allow *any subject, provided that the Memory Access Control Policy is enforced and the necessary access is therefore allowed*², to specify alternative initial values to override the default values when an object or information is created.

The TOE shall meet the requirement “Management of security attributes (FMT_MSA.1)” as specified below:

FMT_MSA.1 Management of security attributes

Hierarchical to: No other components.

Dependencies: [FDP_ACC.1 Subset access control or

FDP_IFC.1 Subset information flow control]

FMT_SMF.1 Specification of management functions

FMT_SMR.1 Security roles

FMT_MSA.1.1 The TSF shall enforce the *Memory Access Control Policy* to restrict the ability to change default, modify or delete the security attributes permission control information to the software running on the privilege levels.

The TOE shall meet the requirement “Specification of management functions (FMT_SMF.1)” as specified below:

FMT_SMF.1 Specification of management functions

Hierarchical to: No other components

¹ The static definition of the access rules is documented in [7]

² The Smartcard Embedded Software is intended to set the memory access control policy

PUBLIC

Security Requirements (ASE_REQ)

Dependencies: No dependencies

FMT_SMF.1.1 The TSF shall be capable of performing the following security management functions: *access the configuration registers of the MMU.*

7.1.4 Support of Cipher Schemes

The following additional specific security functionality is implemented in the TOE:

FCS_COP.1 Cryptographic operation requires a cryptographic operation to be performed in accordance with a specified algorithm and with a cryptographic key of specified sizes. The specified algorithm and cryptographic key sizes can be based on an assigned standard; dependencies are discussed in Section 7.3.1.1.

The following additional specific security functionality is implemented in the TOE:

- Advanced Encryption Standard (AES)
- Triple Data Encryption Standard (3DES)
- Elliptic Curve Cryptography (EC)
- Rivest-Shamir-Adleman (RSA)¹

Preface regarding Security Level related to Cryptography

Preface regarding Security Level related to Cryptography

The strength of the cryptographic algorithms was not rated in the course of the product certification (see [24] Section 9, Para.4, Clause 2). But Cryptographic Functionalities with a security level of lower than 100 bits can no longer be regarded as secure without considering the application context. Therefore for these functionalities it shall be checked whether the related crypto operations are appropriate for the intended system. Some further hints and guidelines can be derived from the 'Technische Richtlinie BSI TR-02102', www.bsi.bund.de.

Any Cryptographic Functionality that is marked in column 'Security Level above 100 Bits' of the following table with 'no' achieves a security level of lower than 100 Bits (in general context).

Table 16 TOE cryptographic functionality

Purpose	Cryptographic Mechanism	Standard of Implementation	Key Size in Bits	Security Level above 100 Bits
Key Agreement	ECDH	[23]	Key sizes corresponding to the used elliptic curves P-{192, 224}, K-{163, 233}, B-{233} [14] and brainpoolP{160, 192, 224}r1, brainpoolP{160, 192, 224}t1 [15]	No
	ECDH	[23]	Key sizes corresponding to the used elliptic curves P-{256, 384, 521}, K-{409}, B-{283, 409} [14], brainpoolP{256,320,384,512}r1, brainpoolP{256,320,384,512}t1 [15]	Yes
Cryptographic Primitive	TDES	[19]	k = 112 in all operating modes	No
	TDES	proprietary	k = 168 BLD	No
	TDES	proprietary	k = 168 Recrypt Mode	Yes
	TDES	[19], [25]	k = 168	Yes

¹ In case a user deselects the RSA and/or EC library, the TOE provides basic HW-related routines for RSA and/or EC calculations. For a secure library implementation the user has to implement additional countermeasures.

			in operating modes: CBC	
	TDES	[19], [25], [26]	k = 168 in operating modes: ECB, CBC-MAC, CBC-MAC-ELB	No
	AES	[20], [25]	k = 128, 192, 256 in operating modes CBC	Yes
	AES	[20], [25], [26]	k = 128, 192, 256 in operating modes: ECB, CBC-MAC, CBC- MAC-ELB	No
	AES	proprietary	k = 128, 192, 256 in operating modes: BLD	No
	AES	proprietary	k = 128, 192, 256 in operating modes: Recrypt mode	Yes
	RSA encryption / decryption / signature generation / verification (only modular exponentiation part)	[21]	Modulus length = 1976 - 4096	Yes
	ECDSA signature generation / verification	[22]	Key sizes corresponding to the used elliptic curves P-{224, 192}, K-{163, 233}, B-233 [14] and brainpoolP{160, 192, 224}r1, brainpoolP{160, 192, 224}t1 [15]	No
	ECDSA signature generation / verification	[22]	Key sizes corresponding to the used elliptic curves P-{256, 384, 521}, K-{409}, B-{283, 409} [14], brainpoolP{256,320,384,512}r1, brainpoolP{256,320,384,512}t1 [15])	Yes
	Physical True RNG PTG.2	[6]	N/A	N/A

Triple-DES Operation

The 3DES Operation of the TOE shall meet the requirement “Cryptographic operation (FCS_COP.1)” as specified below.

FCS_COP.1/3DES	Cryptographic operation
Hierarchical to:	No other components.
Dependencies:	FDP_ITC.1 Import of user data without security attributes, or FDP_ITC.2 Import of user data with security attributes, or FCS_CKM.1 Cryptographic key management] FCS_CKM.4 Cryptographic key destruction
FCS_COP.1.1/3DES	The TSF shall perform encryption and decryption in accordance with a specified cryptographic algorithm TDES in the <i>Electronic Codebook Mode (ECB)</i> , in the <i>Cipher Block Chaining Mode (CBC)</i> , in the <i>Blinding Feedback Mode (BLD)</i> , in the <i>Cipher Block Chaining Mode (CBC-MAC)</i> , in the <i>CBC-MAC- encrypt-last-block (CBC-MAC-ELB)</i> and in the <i>Recrypt Mode</i> and cryptographic key sizes of 112 bit and 168 bit that meet the following standards: <ul style="list-style-type: none"> ○ TDES: [19] ○ ECB,CBC: [25] ○ CBC-MAC, CBC-MAC-ELB: [26]

- *Recrypt Mode, BLD: Proprietary, [7]*

Note: In case the SCP is blocked no 3DES computation by hardware is supported.

End of Note

AES Operation

The AES Operation of the TOE shall meet the requirement “Cryptographic operation (FCS_COP.1)” as specified below.

FCS_COP.1/AES	Cryptographic operation
Hierarchical to:	No other components.
Dependencies:	[FDP_ITC.1 Import of user data without security attributes, or FDP_ITC.2 Import of user data with security attributes, or FCS_CKM.1 Cryptographic key generation] FCS_CKM.4 Cryptographic key destruction
FCS_COP.1.1/AES	The TSF shall perform <i>decryption and encryption</i> in accordance with a specified cryptographic algorithm AES in <i>Electronic Codebook Mode (ECB), in the Cipher Block Chaining Mode (CBC), in the Blinding Feedback Mode (BLD), in the Cipher Block Chaining Mode (CBC-MAC), in the CBC-MAC- encrypt-last-block (CBC-MAC-ELB) and in the Recrypt Mode</i> and cryptographic key sizes of <i>128 bit, 192 bit and 256 bit</i> that meet the following standards: <ul style="list-style-type: none"> ○ AES: [20] ○ ECB,CBC: [25] ○ CBC-MAC, CBC-MAC-ELB: [26] ○ <i>Recrypt Mode, BLD: Proprietary, [7]</i>

Note: In case the SCP is blocked no AES computation by hardware is supported.

End of note

Rivest-Shamir-Adleman (RSA) operation

The Modular Arithmetic Operation of the TOE shall meet the requirement “Cryptographic operation (FCS_COP.1)” as specified below.

FCS_COP.1/RSA	Cryptographic operation
Hierarchical to:	No other components.
Dependencies:	[FDP_ITC.1 Import of user data without security attributes, or FDP_ITC.2 Import of user data with security attributes, or FCS_CKM.1 Cryptographic key generation] FCS_CKM.4 Cryptographic key destruction
FCS_COP.1.1/RSA	The TSF shall perform <i>encryption and decryption</i> in accordance with a specified cryptographic algorithm <i>Rivest-Shamir-Adleman (RSA)</i> and cryptographic key sizes <i>1024 - 4096 bits</i> that meet the following standards <i>Encryption:</i> <i>According to section 5.1.1 RSAEP in PKCS v2.1 RFC3447, without 5.1.1.1.</i> <i>Decryption (with or without CRT):</i> <i>According to section 5.1.2 RSADP in PKCS v2.1 RFC3447</i> <i>for $u = 2$, i.e., without any (r_i, d_i, t_i), $i > 2$,</i> <i>therefore without 5.1.2.2.b (ii)&(v), without 5.1.2.1.</i> <i>5.1.2.2.a, only supported up to $n < 2^{2048}$</i> <i>Signature Generation (with or without CRT)::</i> <i>According to section 5.2.1 RSASP1 in PKCS v2.1 RFC3447</i> <i>for $u = 2$, i.e., without any (r_i, d_i, t_i), $i > 2$,</i> <i>therefore without 5.2.1.2.b (ii)&(v), without 5.2.1.1.</i> <i>5.2.1.2.a, only supported up to $n < 2^{2048}$</i>

Signature Verification:

According to section 5.2.2 RSAVP1 in PKCS v2.1 RFC3447, without 5.2.2.1.

Note:

For easy integration of RSA functions into the user's operating system and/or application, the library contains single cryptographic functions respectively primitives which are compliant to the standard. The primitives are referenced above. Therefore, the library supports the user to develop an application representing the standard if required.

End of note.

Note:

The TOE can be delivered with or without the RSA library. In case a user deselects the library the TOE does not provide the Additional Specific Security Functionality Rivest-Shamir-Adleman Cryptography (RSA) realized with the security functional requirement FCS_COP.1/RSA. In case of a blocked Crypto2304T no cryptographic libraries are delivered.

End of note.

Elliptic Curve DSA (ECDSA) operation

The Modular Arithmetic Operation of the TOE shall meet the requirement "Cryptographic operation (FCS_COP.1)" as specified below.

FCS_COP.1/ECDSA	Cryptographic operation
Hierarchical to:	No other components.
Dependencies:	[FDP_ITC.1 Import of user data without security attributes, or FDP_ITC.2 Import of user data with security attributes, or FCS_CKM.1 Cryptographic key generation] FCS_CKM.4 Cryptographic key destruction
FCS_COP.1.1/ECDSA	The TSF shall perform <i>signature generation and signature verification</i> in accordance with a specified cryptographic algorithm ECDSA and cryptographic key sizes 160, 163, 192, 224, 233, 256, 283, 320, 384, 409, 512 or 521 bits that meet the following standard:

Signature Generation:

1. According to section 7.3 in ANSI X9.62 – 2005

Not implemented is step d) and e) thereof. The output of step e) has to be provided as input to our function by the caller.

Deviation of step c) and f): The jumps to step a) were substituted by a return of the function with an error code, the jumps are emulated by another call to our function.

2. According to sections 6.2 (6.2.2. + 6.2.3) in ISO/IEC 15946-2:2002

Not implemented is section 6.2.1:

The output of 5.4.2 has to be provided by the caller as input to the function.

Signature Verification:

1. According to section 7.4.1 in ANSI X9.62–2005

Not implemented is step b) and c) thereof. The output of step c) has to be provided as input to our function by the caller.

Deviation of step d): Beside noted calculation, our algorithm adds a random multiple of BasepointerOrder n to the calculated values $u1$ and $u2$.

2. According to sections 6.4 (6.4.1. + 6.4.3 + 6.4.4) in ISO/IEC 15946-2:2002

Not implemented is section 6.4.2: The output of 5.4.2 has to be provided by the caller as input to the function.

Note:

For easy integration of EC functions into the user's operating system and/or application, the library contains single cryptographic functions respectively primitives which are compliant to the standard. The primitives are referenced above. Therefore, the library supports the user to develop an application representing the standard if required.

End of note.

Elliptic Curve (EC) key generation

The key generation for the EC shall meet the requirement "Cryptographic key generation (FCS_CKM.1)"

FCS_CKM.1/EC	Cryptographic key generation
Hierarchical to:	No other components.
Dependencies:	FCS_CKM.2 Cryptographic key distribution, or FCS_COP.1 Cryptographic operation] FCS_CKM.4 Cryptographic key destruction FMT_MSA.2 Secure security attributes

FCS_CKM.1.1/EC The TSF shall generate cryptographic keys in accordance with a specified cryptographic key generation algorithm *Elliptic Curve EC specified in ANSI X9.62-2005 and ISO/IEC 15946-1:2002* and specified cryptographic key sizes *160, 163, 192, 224, 233, 256, 283, 320, 384, 409, 512 or 521 bits* that meet the following *standard*:

ECDSA Key Generation:

- 1. According to the appendix A4.3 in ANSI X9.62-2005
Optional cofactor h is not supported.*
- 2. According to section 6.1 (not 6.1.1) in ISO/IEC 15946-1:2002*

Note:

For easy integration of EC functions into the user's operating system and/or application, the library contains single cryptographic functions respectively primitives which are compliant to the standard. The primitives are referenced above. Therefore, the library supports the user to develop an application representing the standard if required.

End of note.

Elliptic Curve Diffie-Hellman (ECDH) key agreement

The Modular Arithmetic Operation of the TOE shall meet the requirement "Cryptographic operation (FCS_COP.1)" as specified below.

FCS_COP.1/ECDH	Cryptographic operation
Hierarchical to:	No other components.
Dependencies:	[FDP_ITC.1 Import of user data without security attributes, or FDP_ITC.2 Import of user data with security attributes, or FCS_CKM.1 Cryptographic key generation] FCS_CKM.4 Cryptographic key destruction

FCS_COP.1.1/ECDH The TSF shall perform *elliptic curve Diffie-Hellman key agreement* in accordance with a specified cryptographic algorithm *ECDH* and cryptographic key sizes *160, 163, 192, 224, 233, 256, 283, 320, 384, 409, 512 or 521 bits* that meet the following *standard*:

- 1. According to section 5.4.1 in ANSI X9.63 -2001:
Unlike section 5.4.1.3 our, implementation not only returns the x-coordinate of the shared secret, but rather the x-coordinate and y-coordinate.*
- 2. According to sections 8.4.2.1, 8.4.2.2, 8.4.2.3, and 8.4.2.4 in ISO/IEC 15946-3:2002:
The function enables the operations described in the four sections.*

Note:

PUBLIC

Security Requirements (ASE_REQ)

The certification covers the standard NIST [14] and Brainpool [15] Elliptic Curves with key lengths of 160, 163, 192, 224, 233, 256, 283, 320, 384, 409, 512 or 521 Bits. Other types of elliptic curves can be added by the user during a composite certification process.

End of note.

Note:

For easy integration of EC functions into the user's operating system and/or application, the library contains single cryptographic functions respectively primitives which are compliant to the standard. The primitives are referenced above. Therefore, the library supports the user to develop an application representing the standard if required.

End of note.

Note:

The TOE can be delivered without the EC library. In case a user deselects the library the TOE does not provide the Additional Specific Security Functionality Elliptic Curve Cryptography realised with the security functional requirements FCS_COP.1/ECSA, FCS_COP.1/ECDH and FCS_CKM.1/EC. In case of a blocked Crypto2304T no cryptographic libraries are delivered.

End of note.

Note:

The EC primitives allow the selection of various curves. The selection of the curves depends on the user.

End of note.

In case of a blocked Crypto2304T coprocessor no cryptographic libraries are delivered.

7.1.5 Data Integrity

The TOE shall meet the requirement "Stored data integrity monitoring (FDP_SDI.1)" as specified below:

FDP_SDI.1 Stored data integrity monitoring

Hierarchical to: No other components

Dependencies: No dependencies

FDP_SDI.1.1 The TSF shall monitor user data stored in containers controlled by the TSF for *inconsistencies between stored data* based on the following attributes: *EDC value for ROM and RAM smart parity for the cache and ECC value for the NVM and verification of stored data in NVM.*

The TOE shall meet the requirement "Stored data integrity monitoring and action (FDP_SDI.2)" as specified below:

FDP_SDI.2 Stored data integrity monitoring and action

Hierarchical to: FDP_SDI.1 stored data integrity monitoring

Dependencies: No dependencies

FDP_SDI.2.1 The TSF shall monitor user data stored in containers controlled by the TSF for *data integrity and one- and/or more-bit-errors* on all objects, based on the following attributes: *corresponding EDC value for ROM and RAM, smart parity for Cache and error correction ECC for the NVM.*

FDP_SDI.2.2 Upon detection of a data integrity error, the TSF shall *correct 1 bit errors in the NVM automatically and inform the user about other bit errors.*

7.2 TOE Security Assurance Requirements

The evaluation assurance level is EAL 5 augmented with ALC_DVS.2 and AVA_VAN.5. In the following table, the security assurance requirements are given. The augmentation of the assurance components compared to [1] is expressed with bold letters.

Table 17 Assurance components

Aspect	Acronym	Description	Refinement
Development	ADV_ARC.1	Security Architecture Description	[1]
	ADV_FSP.5	Complete semi-formal functional specification with additional error information	[1]
	ADV_IMP.1	Implementation representation of the TSF	[1]
	ADV_INT.2	Well-structured internals	
	ADV_TDS.4	Semi-formal modular design	
Guidance Documents	AGD_OPE.1	Operational user guidance	[1]
	AGD_PRE.1	Preparative procedures	[1]
Life-Cycle Support	ALC_CMC.4	Production support, acceptance procedures and automation	[1]
	ALC_CMS.5	Development tools CM coverage	in ST
	ALC_DEL.1	Delivery procedures	[1]
	ALC_DVS.2	Sufficiency of security measures	[1]
	ALC_LCD.1	Developer defined life-cycle model	
	ALC_TAT.2	Compliance with implementation standards	
Security Target Evaluation	ASE_CCL.1	Conformance claims	
	ASE_ECD.1	Extended components definition	
	ASE_INT.1	ST introduction	
	ASE_OBJ.2	Security objectives	
	ASE_REQ.2	Derived security requirements	
	ASE_SPD.1	Security problem definition	
	ASE_TSS.1	TOE summary specification	
Tests	ATE_COV.2	Analysis of coverage	[1]
	ATE_DPT.3	Testing: modular design	
	ATE_FUN.1	Functional testing	
	ATE_IND.2	Independent testing - sample	
Vulnerability Assessment	AVA_VAN.5	Advanced methodical vulnerability analysis	[1]

7.2.1 Refinements

Some refinements are taken unchanged from [1]. Table 17 provides an overview.

Two refinements from the [1] have to be discussed here in the Security Target, as the assurance level is increased.

7.2.1.1 Life cycle support (ALC_CMS)

The refinement from the [1] can also be applied to the assurance level EAL 5 augmented with ALC_CMS.5. The assurance package ALC_CMS.4 is extended to ALC_CMS.5 with aspects regarding the configuration control system for the TOE. The refinement is still valid.

7.2.1.2 Functional Specification (ADV_FSP)

The refinement from the [1] can also be applied to the assurance level EAL 5 augmented with ADV_FSP.5. The assurance package ADV_FSP.4 is extended to ADV_FSP.5 with aspects regarding the level of description. ADV_FSP.5 requires a semi-formal description in addition. The refinement is still valid.

For refinement details see [1].

7.3 Security Requirements Rationale

7.3.1 Rationale for the Security Functional Requirements

The security functional requirements rationale of the TOE are defined and described in [1] section 6.3 for the following security functional requirements: FDP_ITT.1, FDP_IFC.1, FPT_ITT.1, FPT_PHP.3, FPT_FLS.1, FRU_FLT.2, FMT_LIM.1, FMT_LIM.2, FCS_RNG.1, and FAU_SAS.1.

The security functional requirements FPT_TST.2, FDP_ACC.1, FDP_ACF.1, FMT_MSA.1, FMT_MSA.3, FMT_SMF.1, FCS_COP.1, FCS_CKM.1, FDP_SDI.1 and FDP_SDI.2 are defined in the following description:

Table 18 Rational for additional SFR in the ST

Objective	TOE Security Functional Requirements
O.Add-Functions	<ul style="list-style-type: none"> - FCS_COP.1/3DES „Cryptographic operation“ - FCS_COP.1/AES „Cryptographic operation“ - FCS_COP.1/RSA „Cryptographic operation“ - FCS_COP.1/ECDSA „Cryptographic operation“ - FCS_COP.1/ECDH „Cryptographic operation“ - FCS_CKM.1/EC „Cryptographic key generation“
O.Phys-Manipulation	<ul style="list-style-type: none"> - FPT_TST.2 „Subset TOE security testing “
O.Mem-Access	<ul style="list-style-type: none"> - FDP_ACC.1 “Subset access control” - FDP_ACF.1 “Security attribute based access control” - FMT_MSA.3 “Static attribute initialisation” - FMT_MSA.1 “Management of security attributes” - FMT_SMF.1 “Specification of Management Functions”
O.Malfunction	<ul style="list-style-type: none"> - FDP_SDI.1 „Stored data integrity monitoring“ - FDP_SDI.2 „Stored data integrity monitoring and action“

The table above gives an overview, how the security functional requirements are combined to meet the security objectives. The detailed justification is given in the following:

The justification related to the security objective “Additional Specific Security Functionality (O.Add-Functions)” is as follows:

The security functional requirement(s) “Cryptographic operation (FCS_COP.1)” exactly requires those functions to be implemented which are demanded by O.Add-Functions. FCS_CKM.1/EC supports the generation of EC keys needed for this cryptographic operations. Therefore, FCS_COP.1/RSA, FCS_COP.1/ECDSA, FCS_COP.1/ECDH and FCS_CKM/EC are suitable to meet the security objective.

The use of the supporting libraries Toolbox and Base has no impact on any security functional requirement nor does its use generate additional requirements.

Nevertheless, the developer of the Smartcard Embedded Software must ensure that the additional functions are used as specified and that the User Data processed by these functions are protected as defined for the application context. These issues are addressed by the specific security functional requirements:

- [FDP_ITC.1 Import of user data without security attributes or
FDP_ITC.2 Import of user data with security attributes or

FCS_CKM.1 Cryptographic key generation],

- FCS_CKM.4 Cryptographic key destruction,
- FMT_MSA.2 Secure security attributes.

All these requirements have to be fulfilled to support OE.Resp-Appl for FCS_COP.1/3DES (3DES algorithm) and for FCS_COP.1/AES (AES algorithm). For FCS_COP.1/ECDSA and FCS_COP.1/ECDH FCS_CKM.1/EC is optional, since it is fulfilled by the TOE or may be fulfilled by the environment as the user can generate keys externally additionally. For FCS_COP.1/RSA key generation is done by the environment and key imported to the TOE.

The security functional requirements required to meet the security objectives O.Leak-Inherent, O.Phys-Probing, O.Malfunction, O.Phys-Manipulation and O.Leak-Forced define how to implement the specific security functionality. However, key-dependent functions could be implemented in the Smartcard Embedded Software.

The usage of cryptographic algorithms requires the use of appropriate keys. Otherwise these cryptographic functions do not provide security. The keys have to be unique with a very high probability, and must have a certain cryptographic strength etc. In case of a key import into the TOE (which is usually after TOE delivery) it has to be ensured that quality and confidentiality are maintained. Keys for 3DES and AES are provided by the environment. Keys for EC algorithms can be provided either by the TOE or the environment. Keys for RSA algorithm are provided by the environment.

In this ST the objectives for the environment OE.Plat-Appl and OE.Resp-Appl have been clarified. The Smartcard Embedded Software defines the use of the cryptographic functions FCS_COP.1 provided by the TOE. The requirements for the environment FDP_ITC.1, FDP_ITC.2, FCS_CKM.1, FCS_CKM.4, and FMT_MSA.2 support an appropriate key management. These security requirements are suitable to meet OE.Resp-Appl.

The justification of the security objective and the additional requirements (both for the TOE and its environment) show that they do not contradict the rationale already given in the Protection Profile for the assumptions, policy and threats defined there.

The security functional component Subset TOE security testing (FPT_TST.2) has been newly created (Common Criteria Part 2 extended). This component allows that particular parts of the security mechanisms and functions provided by the TOE can be tested after TOE Delivery. This security functional component is used instead of the functional component FPT_TST.1 from Common Criteria Part 2. For the user it is important to know which security functions or mechanisms can be tested. The functional component FPT_TST.1 does not mandate to explicitly specify the security functions being tested. In addition, FPT_TST.1 requires verification of the integrity of TSF data and stored TSF executable code which might violate the security policy.

The tested security enforcing functions are SF_PS protection against Snooping, SF_PMA Protection against Modification Attacks and SF_CS Cryptographic Support.

The security functional requirement FPT_TST.2 will detect attempts to conduct a physical manipulation on the monitoring functions of the TOE. The objective of FPT_TST.2 is O.Phys-Manipulation. The physical manipulation will be tried to overcome security enforcing functions.

The security functional requirement "Subset access control (FDP_ACC.1)" with the related Security Function Policy (SFP) "Memory Access Control Policy" exactly require the implementation of an area based memory access control as required by O.Mem-Access. The related TOE security functional requirements FDP_ACC.1, FDP_ACF.1, FMT_MSA.3, FMT_MSA.1 and FMT_SMF.1 cover this security objective. The implementation of these functional requirements is represented by the dedicated privilege level concept.

The justification of the security objective and the additional requirements show that they do not contradict the rationale already given in [1] for the assumptions, policy and threats defined there. Moreover, these additional security functional requirements cover the requirements by [3] user data protection of chapter 11 which are not refined by [1].

Nevertheless, the developer of the Smartcard Embedded Software must ensure that the additional functions are used as specified and that the User Data processed by these functions are protected as defined for the application context. The TOE only provides the tool to implement the policy defined in the context of the application.

The justification related to the security objective "Protection against Malfunction due to Environmental Stress (O.Malfunction)" is as follows:

The security functional requirement "Stored data integrity monitoring (FDP_SDI.1)" requires the implementation of an Error Detection (EDC) algorithm which detects integrity errors of the data stored in RAM and ROM. By this the malfunction of the TOE using corrupt data is prevented. Therefore FDP_SDI.1 is suitable to meet the security objective.

The security functional requirement "Stored data integrity monitoring and action (FDP_SDI.2)" requires the implementation of an integrity observation and correction which is implemented by the Error Detection (EDC) and Error Correction (ECC) measures. The EDC is present in RAM and ROM of the TOE while the ECC is realized in the SOLID FLASH™

memory. These measures detect and inform about one and more bit errors. In case of the SOLID FLASH™ memory 1 bit errors of the data are corrected automatically. The ECC mechanisms prevent the TOE from using corrupt data. Therefore FDP_SDI.2 is suitable to meet the security objective.

The CC part 2 defines the component FIA_SOS.2, which is similar to FCS_RNG.1, as follows:

FIA_SOS.2 TSF Generation of secrets

Hierarchical to: No other components.

Dependencies: No dependencies.

FIA_SOS.2.1 The TSF shall provide a mechanism to generate secrets that meet [assignment: *a defined quality metric*].

FIA_SOS.2.2 The TSF shall be able to enforce the use of TSF generated secrets for [assignment: *list of TSF functions*].

The CC part 2, annex G.3 [3], states: “This family defines requirements for mechanisms that enforce defined quality metrics on provided secrets, and generate secrets to satisfy the defined metric“. Even the operation in the element FIA_SOS.2.2 allows listing the TSF functions using the generated secrets. Because all applications discussed in annex G.3 are related to authentication, the component FIA_SOS.2 is also intended for authentication purposes while the term “secret” is not limited to authentication data (cf. CC part 2, paragraphs 39-42).

Paragraph 685 in the CC part 2 [CCV31_2] recommends use of the component FCS_CKM.1 to address random number generation. However, this may hide the nature of the secrets used for key generation and does not allow describing random number generation for other cryptographic methods (e.g., challenges, padding), authentication (e.g., password seeds), or other purposes (e.g., blinding as a countermeasure against side channel attacks).

The component FCS_RNG addresses general RNG, the use of which includes but is not limited to cryptographic mechanisms. FCS_RNG allows to specify requirements for the generation of random numbers including necessary information for the intended use. These details describe the quality of the generated data where other security services rely on. Thus by using FCS_RNG a ST or PP author is able to express a coherent set of SFRs that include or use the generation of random numbers as a security service.

7.3.1.1 Dependencies of Security Functional Requirements

The dependencies of security functional requirements are defined and described in [1] section 6.3.2 for the following security functional requirements: FDP_ITT.1, FDP_IFC.1, FPT_ITT.1, FPT_PHP.3, FPT_FLS.1, FRU_FLT.2, FMT_LIM.1, FMT_LIM.2, FCS_RNG.1 and FAU_SAS.1.

The dependencies of security functional requirements for the security functional requirements FPT_TST.2, FDP_ACC.1, FDP_ACF.1, FMT_MSA.1, FMT_MSA.3, FMT_SMF.1, FCS_COP.1, FCS_CKM.1, FDP_SDI.1 and FDP_SDI.2 are defined in the following description.

Table 19 Dependency for cryptographic operation requirement

Security Functional Requirement	Dependencies	Fulfilled by security requirements
FCS_COP.1/3DES	FCS_CKM.1 or FDP_ITC.1 or FDP_ITC.2	Yes, see comment 3
	FCS_CKM.4	Yes, see comment 3
FCS_COP.1/AES	FCS_CKM.1 or FDP_ITC.1 or FDP_ITC.2	Yes, see comment 3
	FCS_CKM.4	Yes, see comment 3
FCS_COP.1/RSA	FDP_ITC.1 or FDP_ITC.2 or FCS_CKM.1	Yes, see comment 3
	FCS_CKM.4	Yes, see comment 3
FCS_COP.1/ECDSA	FCS_CKM.1 or FDP_ITC.1 or FDP_ITC.2	Yes
	FCS_CKM.4	Yes, see comment 3
FCS_CKM.1/EC	FCS_CKM.2 or FCS_COP.1	Yes

PUBLIC

Security Requirements (ASE_REQ)

	FCS_CKM.4	Yes, see comment 3
FCS_COP.1/ECDH	FCS_CKM.1 or FDP_ITC.1 or FDP_ITC.2	Yes
	FCS_CKM.4	Yes, see comment 3
FPT_TST.2	None	see comment 1
FDP_ACC.1	FDP_ACF.1	Yes
FDP_ACF.1	FDP_ACC.1	Yes
	FMT_MSA.3	Yes
FMT_MSA.3	FMT_MSA.1	Yes
	FMT_SMR.1	Not required, see comment 2
FMT_MSA.1	FDP_ACC.1 or FDP_IFC.1	Yes
	FMT_SMR.1	see comment 2
	FMT_SMF.1	Yes
FMT_SMF.1	None	N/A
FDP_SDI.1	None	N/A
FDP_SDI.2	None	N/A

Comment 1:

The TOE is already a platform representing the lowest level in a Smartcard. There is no lower or »underlying abstract machine« used by the TOE which can be tested. Therefore, the former dependency to FPT_AMT.1 is fulfilled without further and by that dispensable. CC in the Revision 3 considered this and dropped this dependency. The requirement FPT_TST.2 is satisfied.

End of comment.

Comment 2:

The dependency FMT_SMR.1 introduced by the two components FMT_MSA.1 and FMT_MSA.3 is considered to be satisfied because the access control specified for the intended TOE is not role-based but enforced for each subject. Therefore, there is no need to identify roles in form of a security functional requirement FMT_SMR.1.

End of comment.

Comment 3:

The security functional requirement “Cryptographic operation (FCS_COP.1)” met by the TOE has the following dependencies:

- [FDP_ITC.1 Import of user data without security attributes, or
- FDP_ITC.2 Import of user data with security attributes or
- FCS_CKM.1 Cryptographic key generation]
- FCS_CKM.4 Cryptographic key destruction.

The security functional requirement “Cryptographic key management (FCS_CKM)” met by TOE has the following dependencies:

- [FCS_CKM.2 Cryptographic key distribution, or
- FCS_COP.1 Cryptographic operation]
- FCS_CKM.4 Cryptographic key destruction

These requirements all address the appropriate management of cryptographic keys used by the specified cryptographic function and are not part of [1]. Most requirements concerning key management shall be fulfilled by the environment since the Smartcard Embedded Software is designed for a specific application context and uses the cryptographic functions provided by the TOE.

For the security functional requirement FCS_COP.1/3DES, FCS_COP.1/AES and FCS_COP.1/RSA the respective dependency FCS_CKM.4 and [FCS_CKM.1 or FDP_ITC.1 or FDP_ITC.2] has to be fulfilled by the environment.

For the security functional requirement FCS_COP.1/ECDSA and FCS_COP.1/ECDH the respective dependency FCS_CKM.4 has to be fulfilled by the environment.

For the security functional requirement FCS_CKM.1/EC the respective dependency FCS_COP.1 is fulfilled by the TOE. The respective dependencies FCS_CKM.4 has to be fulfilled by the environment. That means, the environment shall meet the requirement FCS_CKM.4 as defined in [3], section 10.1.

The cryptographic libraries RSA and EC and the Toolbox library are delivery options. . If one of the libraries RSA, EC or Toolbox are delivered, the Base Lib is automatically part of it. Therefore the user may choose a free combination of these libraries. In case of deselecting one or several of these libraries the TOE does not provide the respective functionality Additional Specific Security Functionality Rivest-Shamir-Adleman Cryptography (RSA) and/or Elliptic Curve Cryptography (EC). The Toolbox and Base Library are no cryptographic libraries and provide no additional specific security functionality.

End of Comment.

7.3.2 Rationale of the Assurance Requirements

The chosen assurance level EAL5 and the augmentation with the requirements ALC_DVS.2 and AVA_VAN.5 were chosen in order to meet the assurance expectations explained in the following paragraphs. In Table 17 the different assurance levels are shown as well as the augmentations. The augmentations are in compliance with the Protection Profile.

An assurance level EAL5 with the augmentations ALC_DVS.2 and AVA_VAN.5 are required for this type of TOE since it is intended to defend against highly sophisticated attacks without protective environment. This evaluation assurance package was selected to permit a developer to gain maximum assurance from positive security engineering based on good commercial practices. In order to provide a meaningful level of assurance that the TOE provides an adequate level of defence against such attacks, the evaluators should have access to all information regarding the TOE including the TSF internals, the low level design and source code including the testing of the modular design. Additionally the mandatory technical document [11] shall be taken as a basis for the vulnerability analysis of the TOE.

ALC_DVS.2 Sufficiency of security measures

Development security is concerned with physical, procedural, personnel and other technical measures that may be used in the development environment to protect the TOE.

In the particular case of a Security IC the TOE is developed and produced within a complex and distributed industrial process which must especially be protected. Details about the implementation, (e.g. from design, test and development tools as well as Initialization Data) may make such attacks easier. Therefore, in the case of a Security IC, maintaining the confidentiality of the design is very important.

This assurance component is a higher hierarchical component to EAL5 (which only requires ALC_DVS.1). ALC_DVS.2 has no dependencies.

AVA_VAN.5 Advanced methodical vulnerability analysis

Due to the intended use of the TOE, it must be shown to be highly resistant to penetration attacks. This assurance requirement is achieved by AVA_VAN.5.

Independent vulnerability analysis is based on highly detailed technical information. The main intent of the evaluator analysis is to determine that the TOE is resistant to penetration attacks performed by an attacker possessing high attack potential.

AVA_VAN.5 has dependencies to ADV_ARC.1 "Security architecture description", ADV_FSP.2 "Security enforcing functional specification", ADV_TDS.3 "Basic modular design", ADV_IMP.1 "Implementation representation of the TSF", AGD_OPE.1 "Operational user guidance", and AGD_PRE.1 "Preparative procedures".

All these dependencies are satisfied by EAL5.

It has to be assumed that attackers with high attack potential try to attack Security ICs like smartcards used for digital signature applications or payment systems. Therefore, specifically AVA_VAN.5 was chosen in order to assure that even these attackers cannot successfully attack the TOE.

8 TOE Summary Specification (ASE_TSS)

The product overview is given in Section 2.1. The Security Features are described below and the relation to the security functional requirements is shown.

The TOE is equipped with the following security features to meet the security functional requirements:

Table 20 TOE Security Features

SF_DPM	Device Phase Management
SF_PS	Protection against Snooping
SF_PMA	Protection against Modification Attacks
SF_PLA	Protection against Logical Attacks
SF_CS	Cryptographic Support

The following description of the security features is a complete representation of the TSF.

8.1 SF_DPM: Device Phase Management

The life cycle of the TOE is split up into several phases. Different operation modes help to protect the TOE during each phase of its lifecycle.

8.2 SF_PS: Protection against Snooping

The TOE uses various means to protect from snooping of memories and busses and prevents single stepping.

8.3 SF_PMA: Protection against Modifying Attacks

This TOE implements protection against modifying attacks of memories, alarm lines and sensors.

8.4 SF_PLA: Protection against Logical Attacks

Memory access of the TOE is controlled by a Memory Management Unit (MMU), which implements different privilege levels. The MMU decides, whether access to a physical memory location is allowed based on the access rights of the privilege levels

8.5 SF_CS: Cryptographic Support

The TOE is equipped with an asymmetric and a symmetric hardware accelerator and also software modules to support several symmetric and asymmetric cryptographic operations. It further provides random numbers to meet FCS_RNG.1.

8.6 Assignment of Security Functional Requirements to TOE's Security Functionality

The justification and overview of the mapping between security functional requirements (SFR) and the TOE's security functionality (SF) is given in the sections above. The results are shown in Table 21. The security functional requirements are addressed by at least one related security feature.

Table 21 Mapping of SFR and SF

SFR	SF_DPM	SF_PS	SF_PMA	SF_PLA	SF_CS
FAU_SAS.1	X				
FMT_LIM.1	X				
FMT_LIM.2	X				
FDP_ACC.1	X		X	X	
FDP_ACF.1	X		X	X	
FPT_PHP.3	X	X	X	X	X
FDP_ITT.1	X	X	X	X	X
FDP_SDI.1			X		
FDP_SDI.2			X		
FDP_IFC.1		X	X	X	
FMT_MSA.1	X		X	X	
FMT_MSA.3	X		X	X	
FMT_SMF.1	X		X	X	
FRU_FLT.2			X		
FPT_ITT.1	X	X	X		X
FPT_TST.2			X		X
FPT_FLS.1		X	X	X	X
FCS_RNG.1					X
FCS_COP.1 /3DES					X
FCS_COP.1 /AES					X
FCS_COP.1 /RSA					X
FCS_COP.1 /ECDSA					X
FCS_COP.1 /ECDH					X
FCS_CKM.1 /EC					X

8.7 Security Requirements are internally Consistent

For this chapter [1] section 6.3.4 can be applied completely.

In addition to the discussion of section 6.3 of [1] the security functional requirement FCS_COP.1 is introduced. The security functional requirements required to meet the security objectives O.Leak-Inherent, O.Phys-Probing, O.Malfunction, O.Phys-Manipulation and O.Leak-Forced also protect the cryptographic algorithms implemented according to the security functional requirement FCS_COP.1. Therefore, these security functional requirements support the secure implementation and operation of FCS_COP.1.

The functional requirement FPT_TST.2 requires further protection to prevent manipulation of test results, while checking the security functions of the TOE..An attacker could aim to switch off or disturb certain sensors or filters and prevent the detection of distortion by blocking the correct operation of FPT_TST.2. The security functional requirements required to meet the security objectives O.Leak-Inherent, O.Phys-Probing, O.Malfunction, O.Phys-Manipulation and O.Leak-Forced also protect the security functional requirement FPT_TST.2. Therefore, the related security functional requirements support the secure implementation and operation of FPT_TST.2.

The requirement FPT_TST.2 allows testing of some security mechanisms by the Smartcard Embedded Software after delivery.

The implemented privilege level concept represents the area based memory access protection enforced by the MMU. As an attacker could attempt to manipulate the level concept as defined and present in the TOE, the functional requirement FDP_ACC.1 and the related other requirements have to be protected. The security functional requirements necessary to meet the security objectives O.Leak-Inherent, O.Phys-Probing, O.Malfunction, O.Phys-Manipulation and O.Leak-Forced also protect the area based memory access control function implemented according to the security functional requirement described in the security functional requirement FDP_ACC.1 with reference to the Memory Access Control Policy and details given in FDP_ACF.1. Therefore, those security functional requirements support the secure implementation and operation of FDP_ACF.1 with its dependent security functional requirements.

The requirement FDP_SDI.2.1 allows detection of integrity errors of data stored in memory. FDP_SDI.2.2 in addition allows correction of one bit errors or taking further action. Both meet the security objective O.Malfunction. The requirements FRU_FLT.2, FPT_FLS.1, and FDP_ACC.1 which also meet this objective are independent from FDP_SDI.2 since they deal with the observation of the correct operation of the TOE and not with the memory content directly.

9 References

9.1 Literature

- [1] Security IC Platform Protection Profile, Version 1.0, 15.06.2007, BSI-PP-0035
- [2] Common Criteria for Information Technology Security Evaluation Part 1: Introduction and General Model; Version 3.1 Revision 5 April 2017, CCMB-2017-04-001
- [3] Common Criteria for Information Technology Security Evaluation Part 2: Security Functional Requirements; Version 3.1 Revision 5 April 2017, CCMB-2017-04-002
- [4] Common Criteria for Information Technology Security Evaluation Part 3: Security Assurance Requirements; Version 3.1 Revision 5 April 2017, CCMB-2017-04-003
- [5] Status report, List of all available user guidance
- [6] Functionality classes and evaluation methodology for physical random number generators AIS31, Version 3.0, 05.15.2013
- [7] M7794 Controller Family for Payment Application Family Hardware Reference Manual
- [11] Joint Interpretation Library, Application of Attack Potential to Smartcards, Version 2.9, January 2013
- [12] SLE77 Controller Family Solid Flash™ Controller for Security Applications, Errata Sheet
- [13] SLE 70 Programmer's Reference Manual
- [14] NIST: FIPS publication 186-4: Digital Signature Standard (DSS), September 2013
- [15] IETF: RFC 5639, Elliptic Curve Cryptography (ECC) Brainpool Standard Curves and Curve Generation, March 2010, <http://www.ietf.org/rfc/rfc5639.txt>
- [18] SLx 70 Family Production and Personalization User's Manual
- [19] NIST Special Publication 800-67, Revision 1, 2012-01
- [20] U.S. Department of Commerce, National Institute of Standards and Technology, Information Technology Laboratory (ITL), Advanced Encryption Standard (AES), FIPS PUB 197
- [21] PKCS #1: RSA Cryptography Standard, v2.1, June 14, 2002, RSA Laboratories
- [22] American National Standard for Financial Services ANS X9.62-2005, Public Key Cryptography for the Financial Services Industry, The Elliptic Curve Digital Signature Algorithm (ECDSA), November 16, 2005, American National Standards Institute
- [23] American National Standard for Financial Services X9.63-2001, Public Key Cryptography for the Financial Services Industry: Key Agreement and Key Transport Using Elliptic Curve Cryptography, November 20, 2001, American National Standards Institute
- [24] Act on the Federal Office for Information Security (BSI-Gesetz – BSIG) of 14th of August 2009, Bundesgesetzblatt I p. 2821
- [25] SP 800-38A, Recommendations for Block Cipher Modes of Operation, Methods and Techniques, December 2001
- [26] ISO/IEC 97971: 2011, Information technology – Security techniques - Message Authentication Codes (MACs) Part 1 Mechanisms using block cipher, 2011-03-01

Note that the versions of these documents are listed in the certification report.

10 Appendix

In Table 22 the hash signatures of the respective CL77 Crypto Library files are documented. For convenience purpose several hash values are referenced.

Table 22 Reference hash values of the CL77 Crypto Libraries

Library	Hash Value
V1.02.013	
CI77-LIB-toolbox-XSMALL-HUGE.lib	
MD5	fc5e14e4a5690a1d2c9b0d183c92bde1
SHA1	2a187ec684ce16ef3a1ec918ad2e778deaa2aed6
SHA256	39ea577e35e07c8169615bc658d30a6b372095c72c927c79894c259b2b85f630
CI77-LIB-base-XSMALL-HUGE.lib	
MD5	833b82e7ed7b08633a21bd3278ea6f97
SHA1	4c2a943d58d5189bacca44399698b489ab9007bb
SHA256	3d41010b92dc15cfb7d0460f844c34054edf4369011a6d703d70b1e4dae17f77
CI77-LIB-2k-XSMALL-HUGE.lib	
MD5	be6e8305d6d00fd2b7017a156018807f
SHA1	3a9d60b79b29e5be7272d12f555b23923c2359c4
SHA256	b5cc208e2bc26b7c0f32253c54b222f9e3893b35c9ffe12451d67b7239f027b1
CI77-LIB-4k-XSMALL-HUGE.lib	
MD5	953458dcf8ce2c13ddd4bca149be3e5
SHA1	8a5f88ae75d494d788eec2d548d17464b1d6c583
SHA256	3ce380473d65fe7891bbe74a298360f75d2e3d64a025078e901b062b8e68040a
CI77-LIB-ecc-XSMALL-HUGE.lib	
MD5	9cebff83045e4b78aab3db4d59fb529f
SHA1	467912f321822170a5ff571884f6a3ff4b62880a
SHA256	5bc24bda66650347d681fbf78b65aac3b28648e437fb059d8817edffb03dd946
V2.00.002	
CI77-LIB-base-XSMALL-HUGE.lib:	
MD5	44b1e96e53251691604a52c74975d85b
SHA1	0ae4af12f8240cc8bfe878d821baa3c6425120d8
SHA256	efae4de5dd47c3dc6f84167f70bd56a431ff7c1577adc7358688e48e790a5f29
CI77-LIB-ecc-XSMALL-HUGE.lib	
MD5	26c4f499afc1e1d22f0d88c1a3db8255
SHA1	c681a731768ec964d9d4ba039c7e5c14bf6e491d
SHA256	a64fd00f1a1fd009313ec29832db22f0323775dce6bb4265b562de631b5e6635
CI77-LIB-2k-XSMALL-HUGE.lib	
MD5	d39472c0b30796c1a2c875361cc82632
SHA1	04691c89aaf61ac73aec8be15e0fe3ff7966b17c
SHA256	ffb85e0e8ea9a4f8ffe24347d8a9271519141efef62fd8097b37329a64232be
CI77-LIB-4k-XSMALL-HUGE.lib	
MD5	02a8acebbbcd097992326e7409c94b22
SHA1	ce85b45cf67c0f730b6be208fdb22750fa40a12a
SHA256	2278f5dc0eb504abe5302f1184fad05198778320c2d6c5a687559110ee7ff61e
CI77-LIB-toolbox-XSMALL-HUGE.lib	
MD5	be24e774e6e9a2cd72dfa2ba972fda6a
SHA1	fc83a36c1bcab1171d32e0bec5f69e4d55b1efdb
SHA256	815d9f82af607375829aa43a8c44d37bc8536950d1dd118a62f7b0856098d44f

11 List of Abbreviations

AES	Advanced Encryption Standard
AIS31	“Anwendungshinweise und Interpretationen zu ITSEC und CC Funktionalitätsklassen und Evaluationsmethodologie für physikalische Zufallszahlengeneratoren”
API	Application Programming Interface
ATR	Answer to Reset
CC	Common Criteria
CI	Chip Identification Mode (STS-CI)
GCIM	Generic Chip Identification Mode
CPU	Central Processing Unit
CRC	Cyclic Redundancy Check
Crypto2304T	Asymmetric Cryptographic Processor
CRT	Chinese Remainder Theorem
DPA	Differential Power Analysis
DFA	Differential Failure Analysis
EC	Elliptic Curve
ECC	Error Correction Code
EDC	Error Detection Code
EEPROM	Electrically Erasable and Programmable Read Only Memory
EMA	Electro magnetic analysis
Flash	Flash Memory
HW	Hardware
IC	Integrated Circuit
ICO	Internal Clock Oscillator
ID	Identification
IMM	Interface Management Module
ITP	Interrupt and Peripheral Event Channel Controller
I/O	Input/Output
IRAM	Internal Random Access Memory
ITSEC	Information Technology Security Evaluation Criteria
M	Mechanism
MED	Memory Encryption and Decryption
MMU	Memory Management Unit
O	Object
OS	Operating system
PEC	Peripheral Event Channel
PRNG	Pseudo Random Number Generator
PROM	Programmable Read Only Memory
RAM	Random Access Memory
RMS	Resource Management System
RNG	Random Number Generator
ROM	Read Only Memory
RSA	Rives-Shamir-Adleman Algorithm
SAM	Service Algorithm Minimal

PUBLIC

List of Abbreviations

SCP	Symmetric Cryptographic Processor
TSC	TOE Security Functions Control
TSF	TOE Security Functionality
UART	Universal Asynchronous Receiver/Transmitter
UM	User Mode (STS)
UMSLC	User mode Security Life Control
WDT	Watch Dog Timer
XRAM	eXtended Random Access Memory
3DES	Triple DES Encryption Standard

12 Glossary

Application Program/Data	Software which implements the actual TOE functionality provided for the user or the data required for that purpose
Central Processing Unit	Logic circuitry for digital information processing
Chip Identification Data	Data to identify the TOE
Generic Chip Identification Mode	Operational status phase of the TOE, in which actions for identifying the individual chip by transmitting the Chip Identification Data take place
Memory Encryption and Decryption	Method of encoding/decoding data transfer between CPU and memory
Microprocessor	MemoryHardware part containing digital information (binary data)
Object	CPU with peripherals
Operating System	Physical or non-physical part of a system which contains information and is acted upon by subjects
Programmable Read Only Memory	Software which implements the basic TOE actions necessary for operation
Random Access Memory	Non-volatile memory which can be written once and then only permits read operations
Random Number Generator	Volatile memory which permits write and read operations
Read Only Memory	Hardware part for generating random numbers
Resource Management System	Non-volatile memory which permits read operations only
Self Test Software	Part of the firmware containing NVM programming routines, AIS31 testbench etc.
Security Function	Part of the firmware with routines for controlling the operating state and testing the TOE hardware
Security Target	Part(s) of the TOE used to implement part(s) of the security objectives
SmartCard	Description of the intended state for countering threats
Software	Plastic card in credit card format with built-in chip
Subject	Information (non-physical part of the system) which is required to implement functionality in conjunction with the hardware (program code)
Target of Evaluation	Entity, generally in the form of a person, who performs actions
Test Mode	Product or system which is being subjected to an evaluation
Threat	Operational status phase of the TOE in which actions to test the TOE hardware take place
User Mode	Action or event that might prejudice security
	Operational status phase of the TOE in which actions intended for the user takes place

www.infineon.com

Published by Infineon Technologies AG